




2025 可持续发展报告



报告是如何编制的？

1.项目启动

2.

01
03
06
07
09

135
139
141



治理之章

13
22
28
32

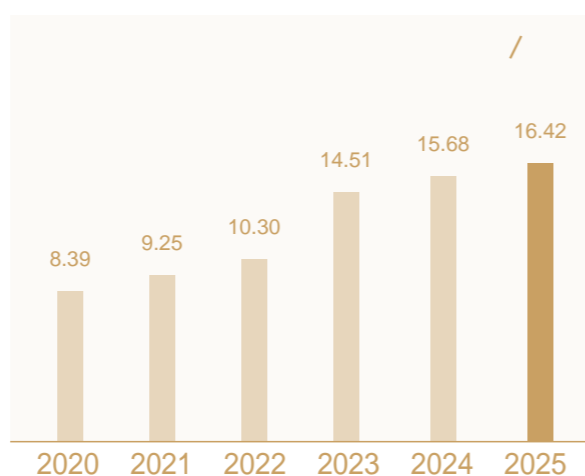
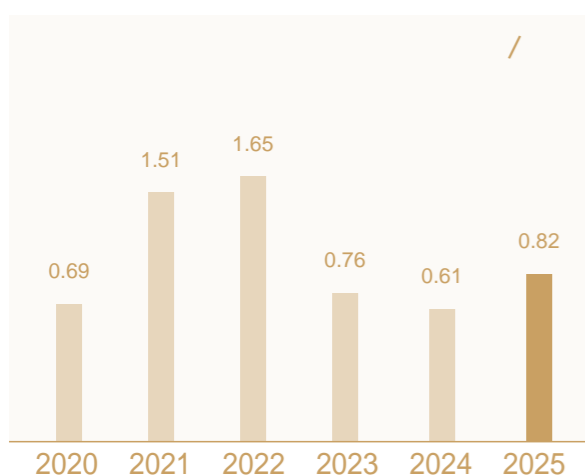
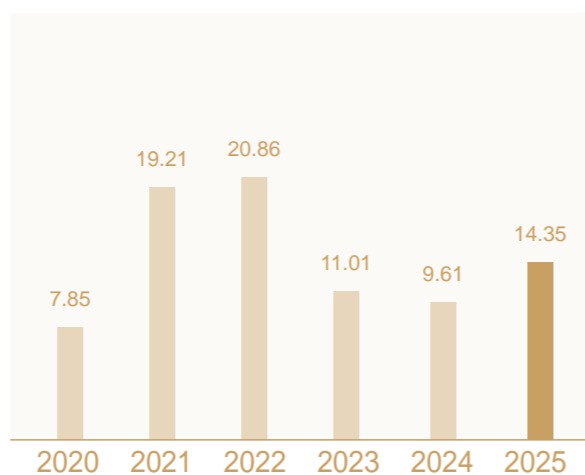
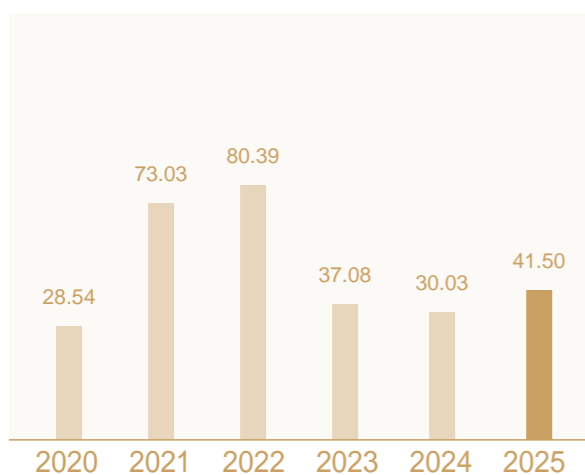
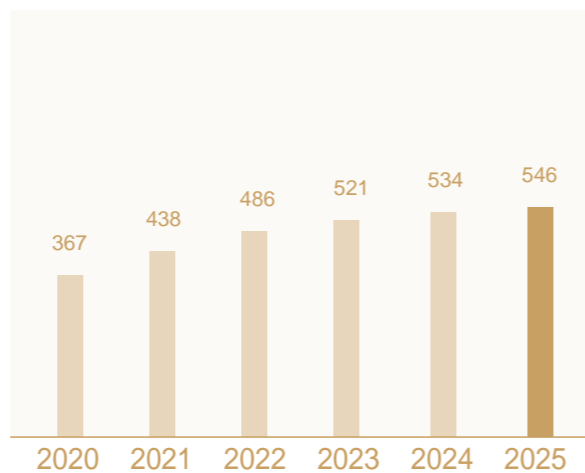
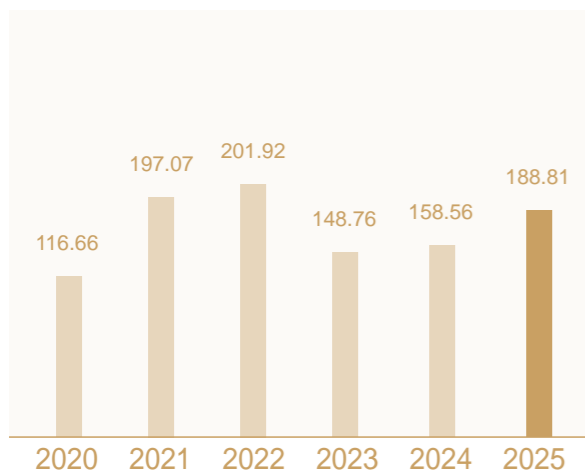


创新之页

37
37
41
42



Wind ESG



2025

GOVERNANCE

| | | |
|-------|------------|----------------|
| 40% | 3 34.96 | A |
| 17.77 | 100% | 22,423 100% |

ENVIRONMENT

| | | |
|--------------|------------|---------------|
| 100% 100% | 1.03 | 3,805 2.68 |
| 2.2 124 | 392 3.1 | 7.4 20 |

SOCIAL

| | | |
|--------|--------|-------------------|
| 14,300 | 98.78% | 39 |
| 100% | 97% | 4,847 |
| 1,072 | 920 | 980 603 97% |

ESG

200

2025

ESG

60



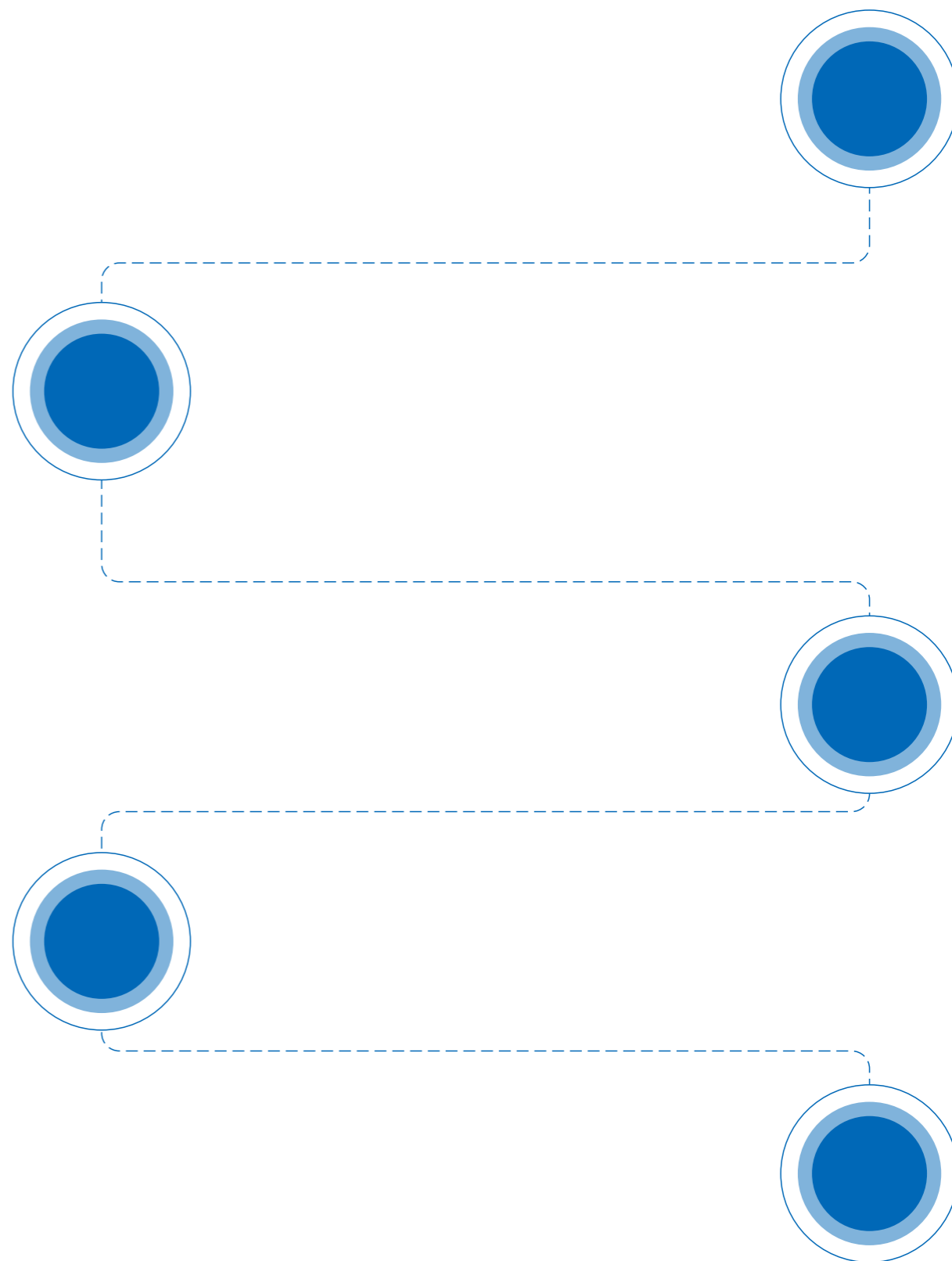
" ESG



" 100%



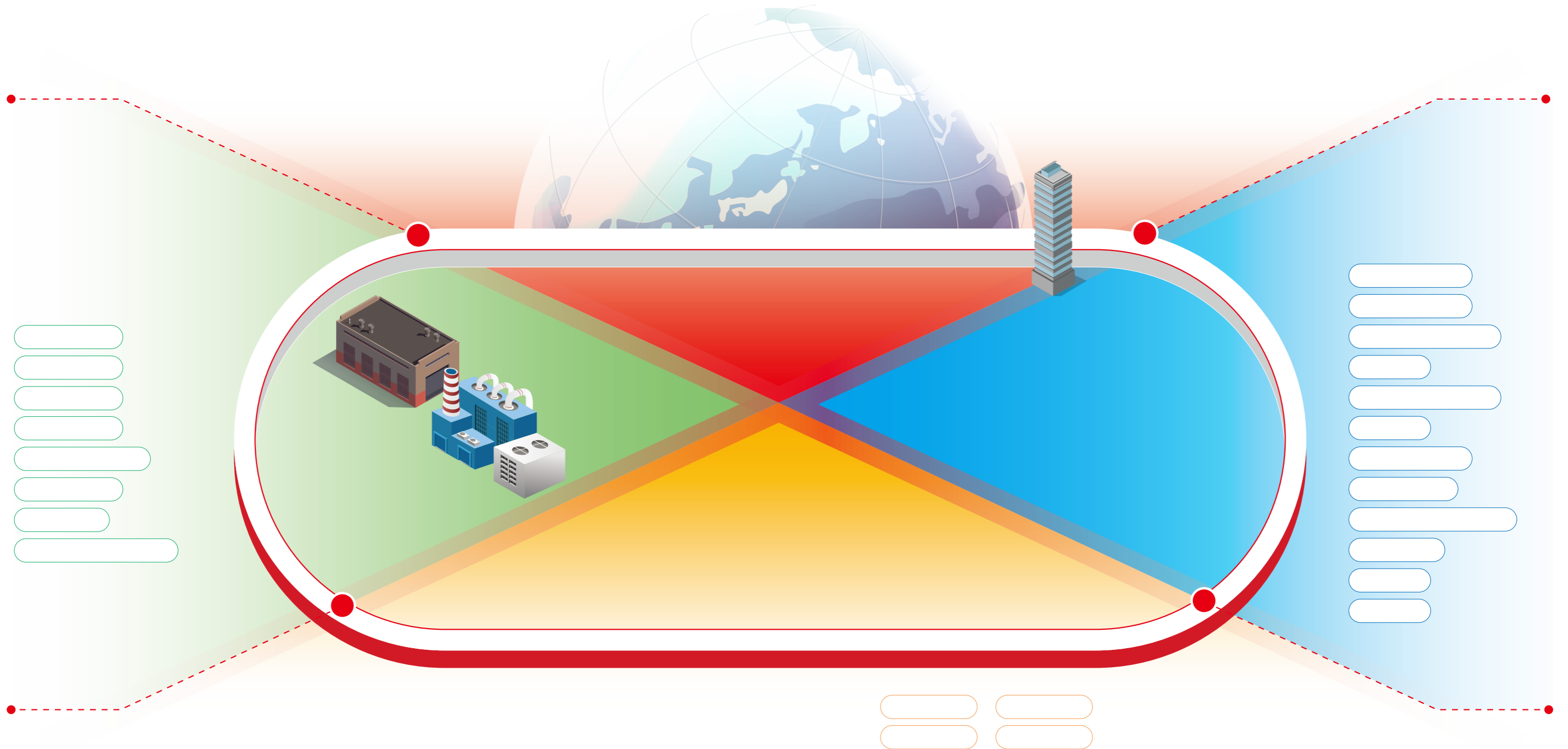




2025
ESG
" "

ESG ESG

15%





2025

14

" "



•

2025

•



•

21

24



•

ESG

2025

8,439



•

"

"

"

"

•

"

"

"



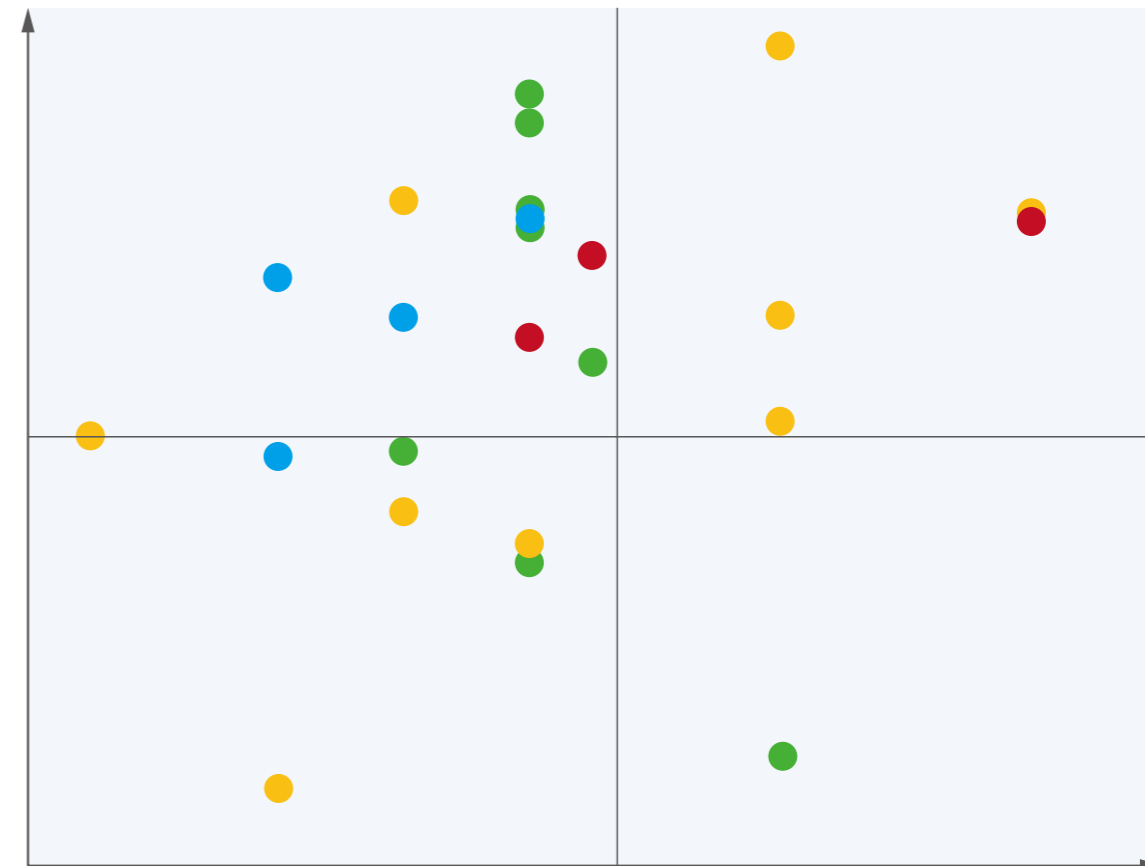
"



•

"

"



* 21



2890

96

3,452.82
618

2024

2025

4.59%



2 4 3 2025 12 31 9
1/3 1 11.11%

| | | | | | | | ESG |
|--|--|--|--|--|--|--|-----|
| | | | | | | | |
| | | | | | | | |
| | | | | | | | |
| | | | | | | | |
| | | | | | | | |
| | | | | | | | |
| | | | | | | | |

¹ ESG

²

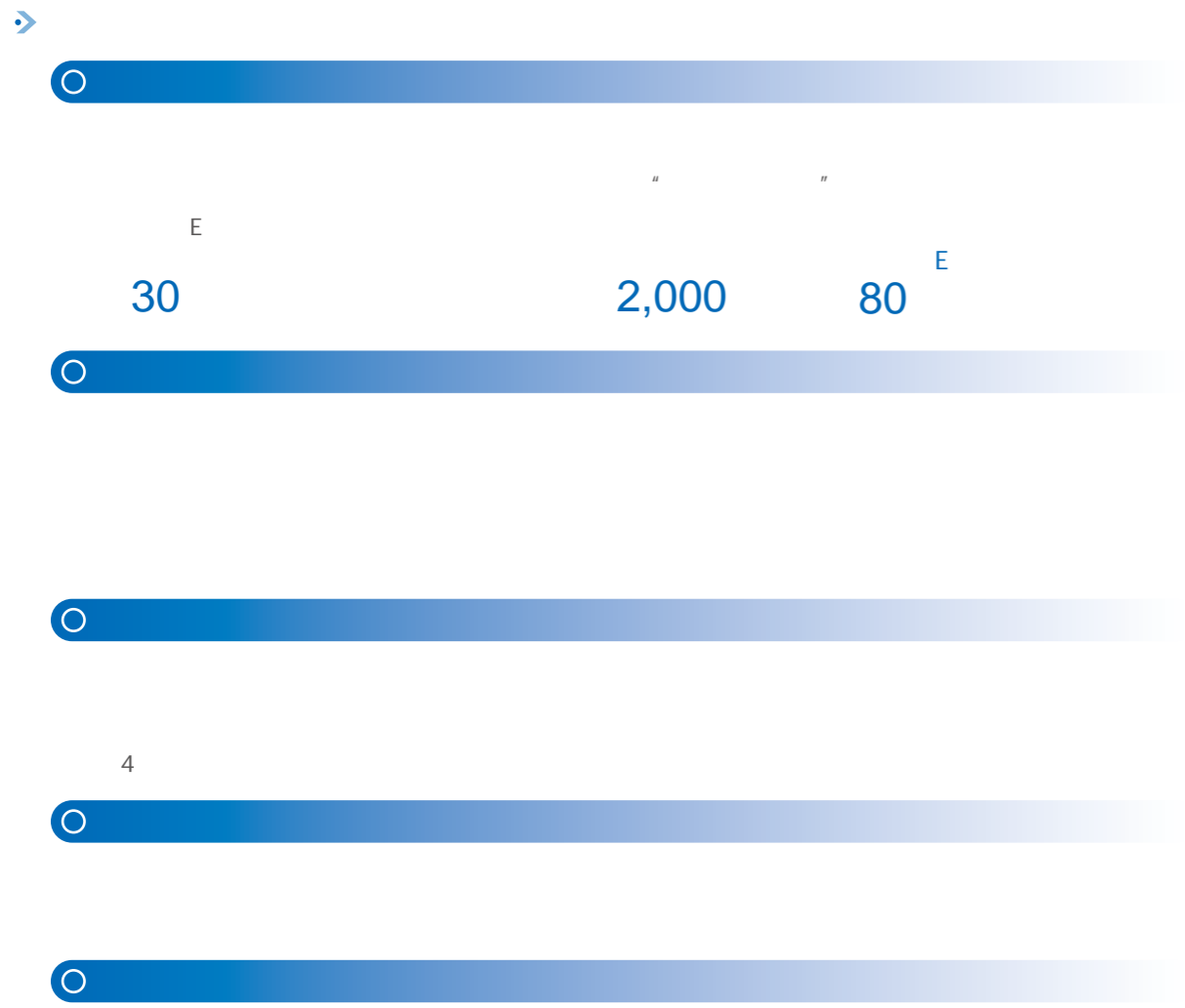
2025 “ ”



2025

20





2023-2025

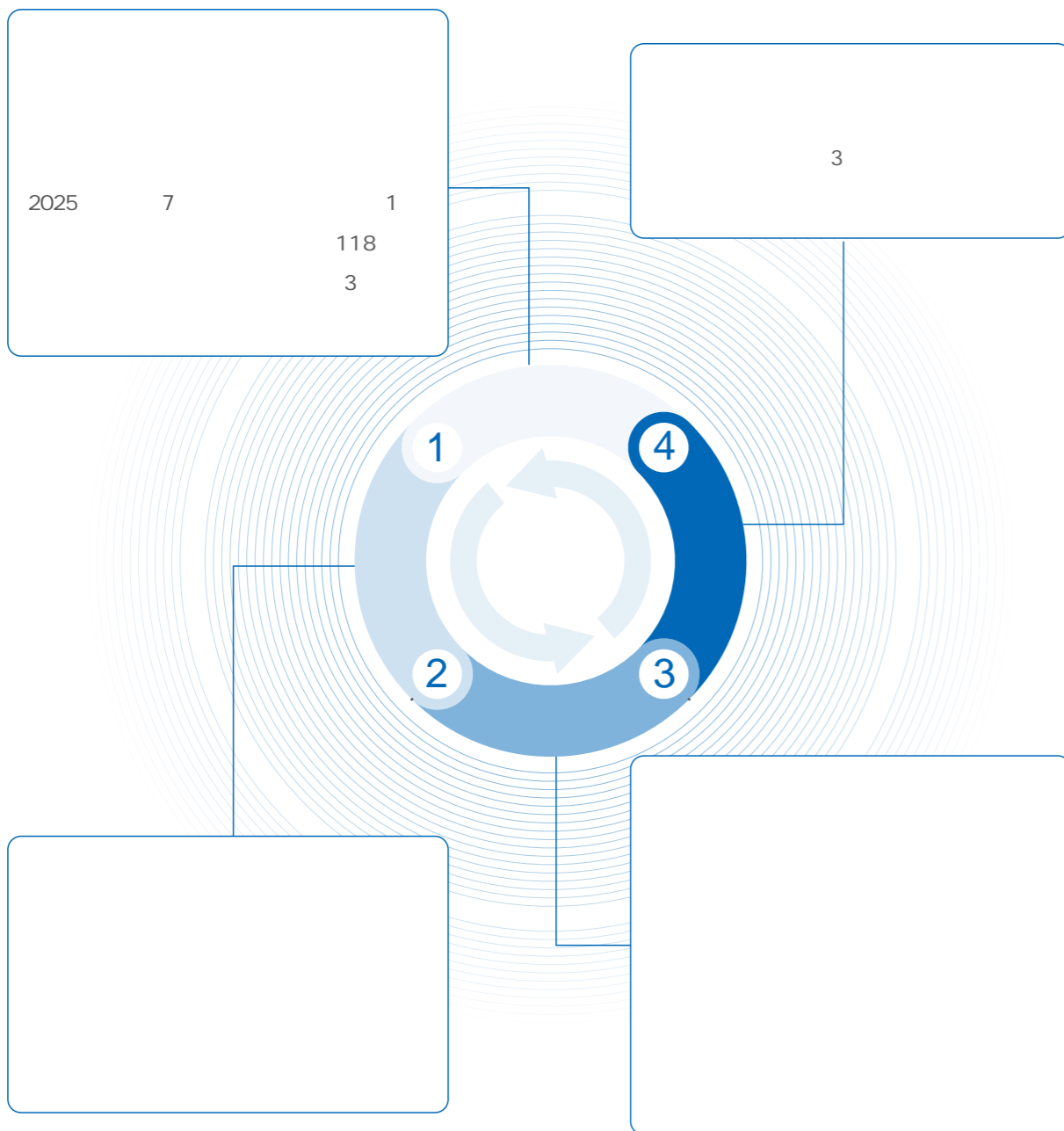


ISO37301





ISO 37301

ISO 37301



ESG



2022



2025



5

"

"

6

3

8

8



"

"

"

"

100%

"

"

"



o

2025

13

100%

122

100%

22,423

2025

2025



o

2025

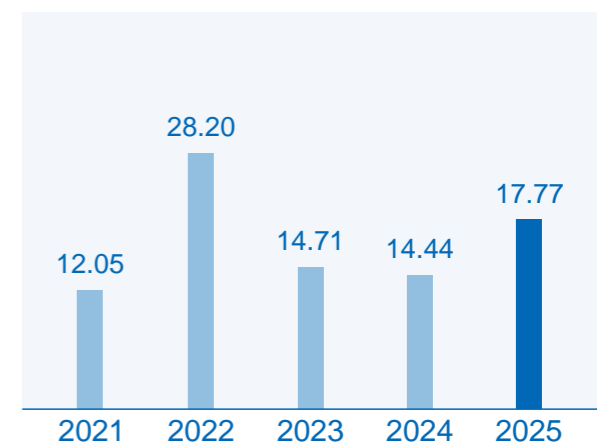
"

"

"

"

+



2025

17.77

"


"

02 创新之翼







2025






2023-2025

2025



AI

" " "



03 低碳之脉





134

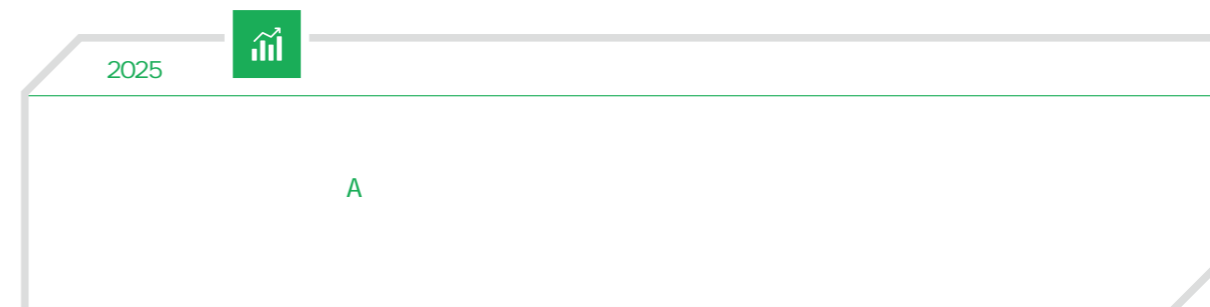
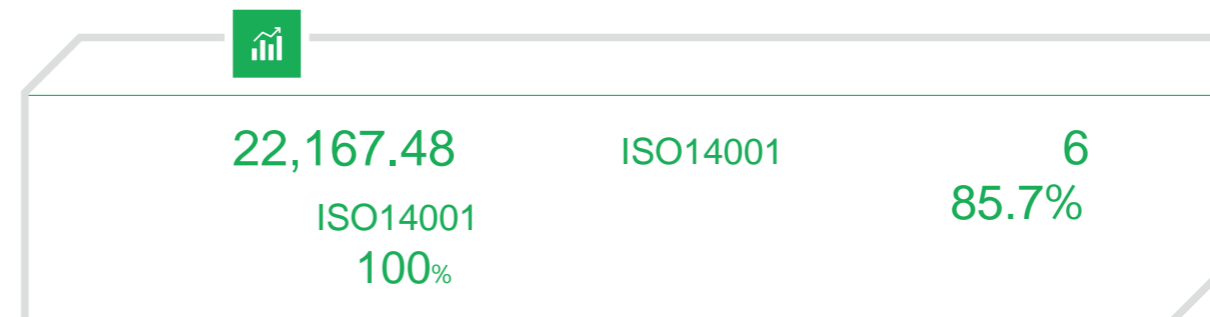


EHS


EATNS
2025

2025
E

1 2
EATNS



EATNS



ESG

E9

"

"

"

"

100%
2025

60% 35%



1.3
ISO50001
ISO50001

5
71.4%

2025

*6

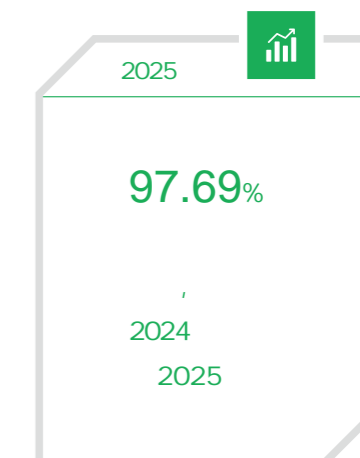
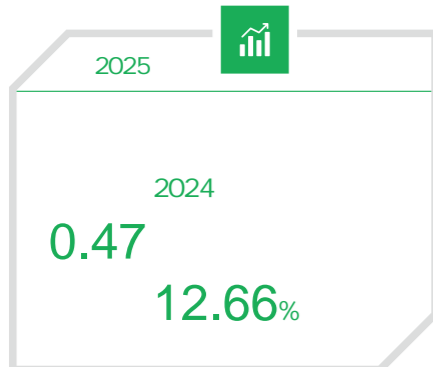
| 2025 | 2025 | |
|------|-----------|---|
| | 2,627,022 | |
| | 2,396,679 | |
| | 2,316,812 | |
| | 79,867 | |
| | 230,343 | |
| | 155,092 | |
| | 127,330 | |
| | 75,251 | |
| | 61,781 | |
| | 35,103 | |
| | 2,662,125 | |
| | 84,708 | |
| | 4,177,884 | |
| | 685 | |
| | 4,263,277 | |
| | 6,925,402 | |
| | 367 | / |
| | 282.92 | / |
| | 392 | |
| | 155,092 | |

*6

*7

2025

70




2025

*8

| 2025 | 2025 | |
|------|-------------|---|
| | 7,990,345 | |
| | 4,971,956 | |
| | 3,018,389 | |
| | 424 | / |
| | 2,627,811 | |
| | 2,603,763 | |
| | 24,048 | |
| | 5,362,534 | |
| | 337,343,761 | |
| | 97.69 | % |
| | 0 | |

*8

*9 WRI



| 2030 | | | | |
|------|---|---|-------|--|
| / | " | " | 6.0% | |
| / | " | " | 29.8% | |
| / | " | " | 10.3% | |
| / | " | " | 19.5% | |

A
+
95%

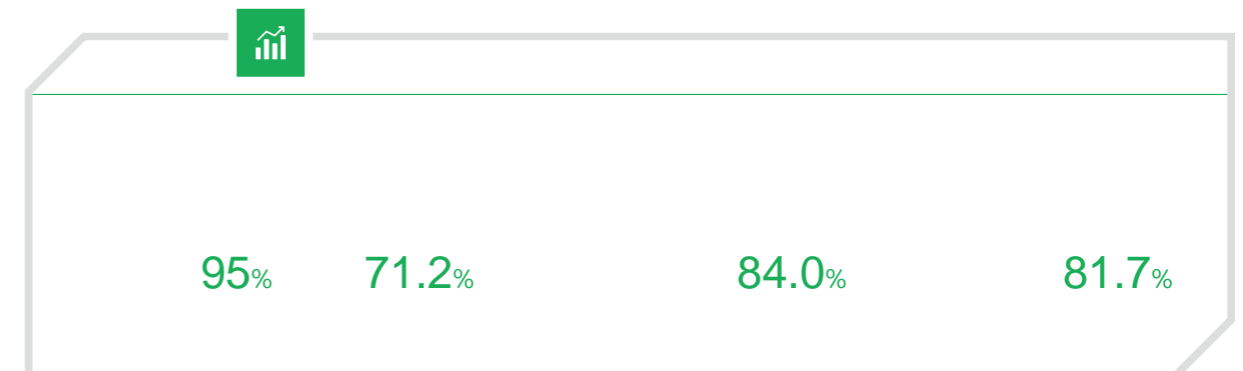


2025

*10

| | 2025 |
|-----------------|--------|
| NOx | 690.55 |
| SO ₂ | 275.57 |
| | 30.72 |
| VOCs | 77.10 |

*10



+ABFT

GB18918-2002

A

MBR

GB8978-1996





2025



100%

2025



ESG

ESG

ESG

30%

20%

70%

10%

40%



10%

20%

40%

70%

100%

10%

20%

40%

70%

100%

10%

20%

40%

70%

100%

10%

20%

40%

70%

100%

10%

20%

40%

70%

100%

10%

20%

40%

70%

100%

10%

20%

40%

70%

100%

10%

20%

40%

70%

100%

10%

20%

40%

70%

100%

10%

20%

40%

70%

100%

10%

20%

40%

70%

100%

10%

20%

40%

70%

100%

10%

20%

40%

70%

100%

10%

20%

40%

70%

100%

10%

20%

40%

70%

100%

10%

20%

40%

70%

100%

10%

20%

40%

70%

100%

10%

20%

40%

70%

100%

10%

20%

40%

70%

100%

10%

20%

40%

70%

100%

10%

20%

40%

70%

100%

10%

20%

40%

70%

100%

10%

20%

40%

70%

100%

10%

20%

40%

70%

100%

10%

20%

40%

70%

100%

10%

20%

40%

70%

100%

10%

20%

40%

70%

100%

10%

20%

40%

70%

100%

10%

20%

40%

70%

100%

10%

20%

40%

70%

100%

10%

20%

40%

70%

100%

10%

20%

40%

70%

100%

10%

20%

40%

70%

100%

10%

20%

40%

70%

100%

10%

20%

40%

70%

100%

10%

20%

40%

70%

100%

10%

20%

40%

70%

100%

10%

20%

40%

70%

100%

10%

20%

40%

70%

100%

10%

20%

40%

70%

100%

10%

20%

40%

70%

100%

10%

20%

40%

70%

100%

10%

20%

40%

70%

100%

10%

20%

40%

70%

100%

10%

20%

40%

70%

100%

10%

20%

40%

70%

100%

10%

20%

40%

70%

100%

10%

20%

40%

70%

100%

10%

20%

40%

70%

100%

10%

20%

40%

70%

100%

10%

20%

40%

70%

100%

10%

20%

40%

70%

100%

10%

20%

40%

70%

100%

10%

20%

40%

70%

100%

10%

20%

40%

70%

100%

10%

20%

40%

70%

100%

10%

20%

40%

70%

100%

10%

20%

40%

70%

100%

10%

20%

40%

70%

100%

10%

20%

40%

70%

5 16 7 4

| | | | |
|--|--|-----|--|
| | | *13 | |
| | | P1 | |
| | | P2 | |
| | | P3 | |
| | | P4 | |
| | | P5 | |
| | | P6 | |
| | | P7 | |
| | | T1 | |
| | | T2 | |
| | | T3 | |
| | | T4 | |
| | | O1 | |
| | | O2 | |
| | | O3 | |
| | | O4 | |
| | | O5 | |




| | |
|----|--|
| P1 | |
| P2 | |
| P3 | |
| P4 | |
| P5 | |
| P6 | |
| P7 | |
| T1 | |

*13 (Physical Risk) * P* (Transitional Risk) * T* (Opportunity) * O*



T2

CCUS




T3

ESG


T4

ESG




O1

O2



O3

O4

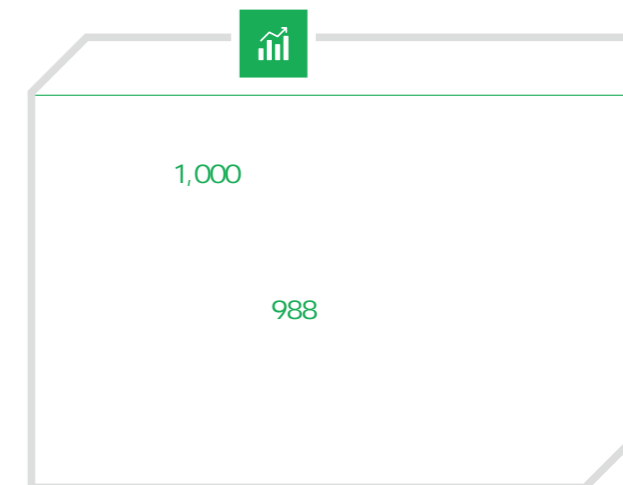


O5



7

2025
1,643.23



17,078

| | | | | | |
|-----|----------|----------|------|------|-------|
| | TCFD | | | IPCC | |
| SSP | SSP1-2.6 | SSP5-8.5 | | | |
| | 0-5 | 2030 | 5-10 | 2035 | 10-35 |
| | | | | | 2060 |

RCP 2.6 / SSP1

RCP 8.5 / SSP5

IEA STEPS

IEA NZE 2050

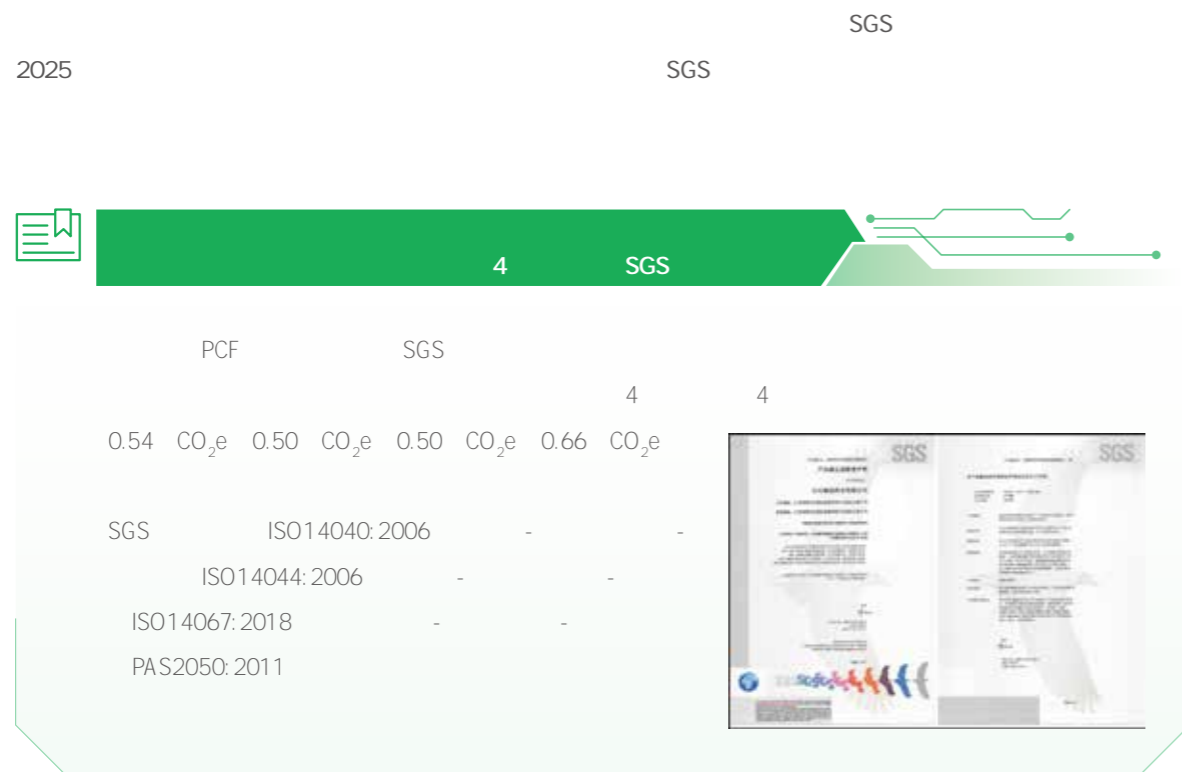
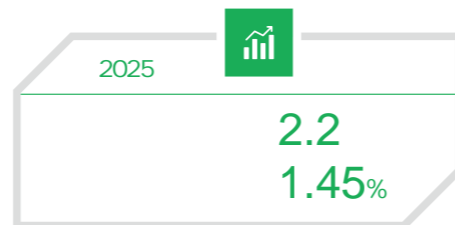
T3

" "

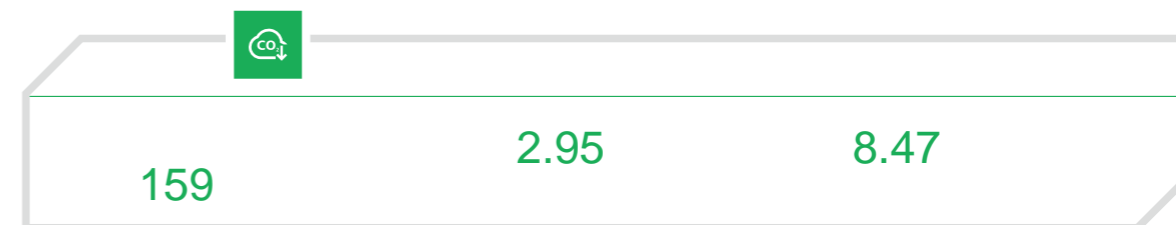
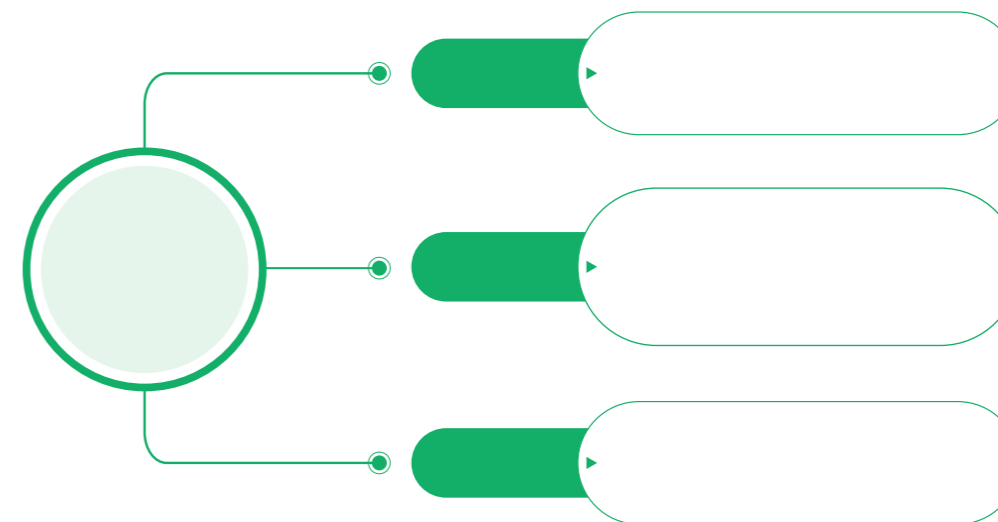
" "

03

" "



2027 " " 2057 " "

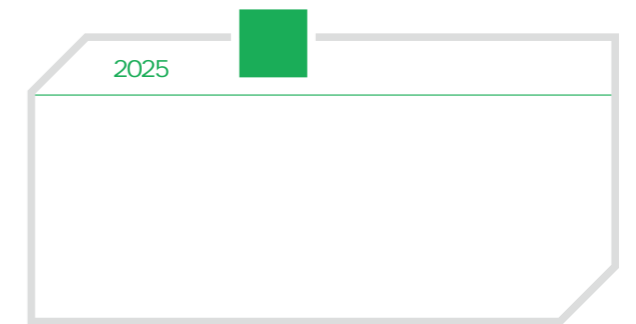


20 /


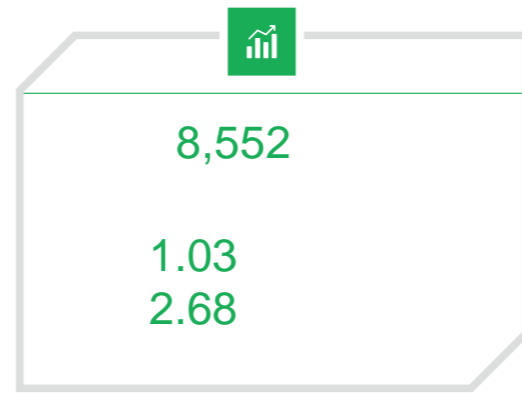
| 2025 |
|-------|
| 5.13% |
| 2.43% |




E7 / 2025 15,000 100% E6 35,000
2030



2025 20 18 5%





2025

¹⁴

| | | |
|--|-----------|---|
| | 2025 | |
| | 2,344,799 | |
| | 1,087,679 | |
| | 1,257,119 | |
| | 124 | / |

¹⁴

| 2025 | 2025 | 2030 |
|-------|-------|--------|
| 3.6% | 20.8% | 24.15% |
| 6.8% | 13.7% | 20.31% |
| 20.0% | 18.7% | 27.7% |

2025

-

3

89%

6%

5%

2025

| | | | |
|----|---------------|--------------|---------|
| 1 | | 6,365,898.48 | 89.32% |
| 3 | | 428,824.88 | 6.02% |
| 4 | | 69,826.47 | 0.98% |
| 6 | | 551.61 | 0.01% |
| 7 | | 5,357.52 | 0.08% |
| 9 | | 92,321.61 | 1.30% |
| 10 | ¹⁵ | 51,623.33 | 0.72% |
| 12 | | 112,945.46 | 1.58% |
| | | 7,127,349.37 | 100.00% |

¹⁵2025

10



40
425
100%



524 500

2025



20



04 人才之林



- 3 良好健康与福祉
- 4 优质教育
- 5 性别平等
- 8 体面工作和经济增长
- 10 减少不平等



1

86

109

27

4.70

5

4.79

2025

" "

100%



" "



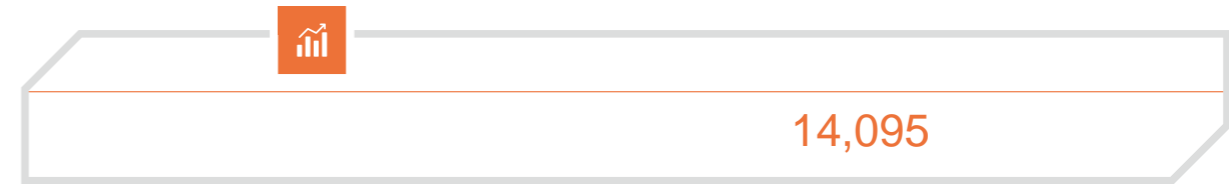
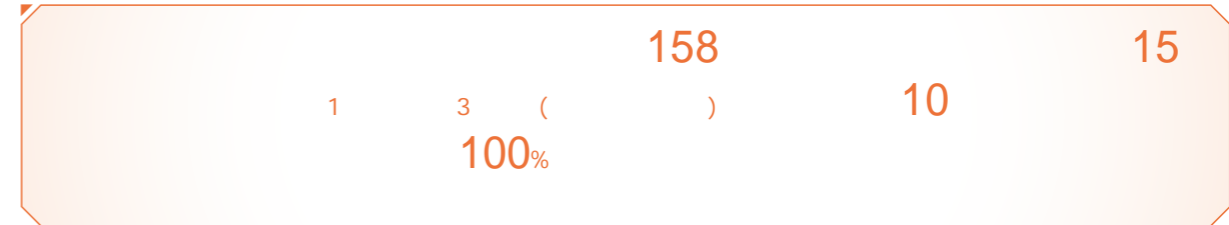


" "

30



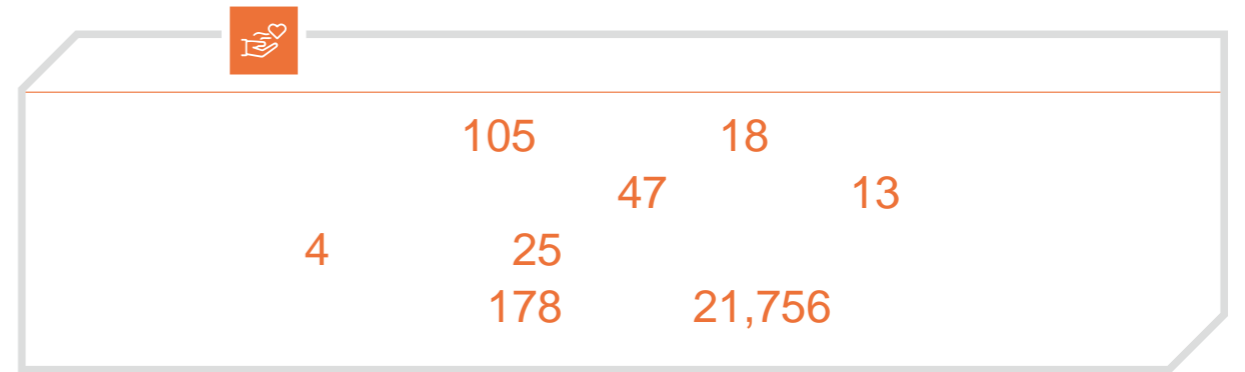
98.17%
88.3%
97%

100%






2025





QC



22


200

5

/ 100 14

100
168

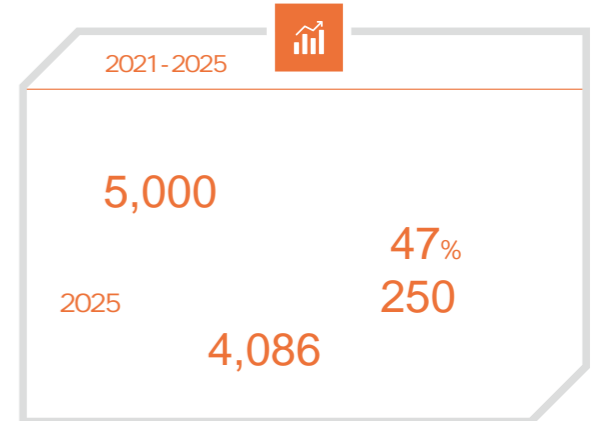
241

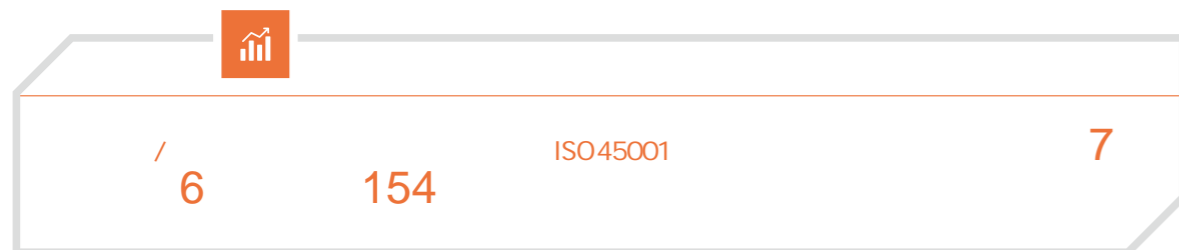


5


23

9





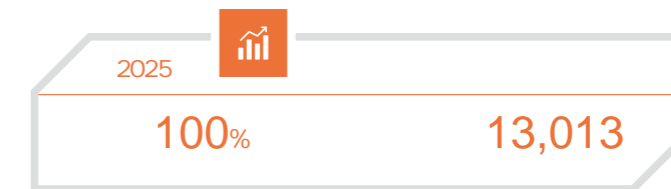
2025 " 12345"



" "

" "

" "



EHS

" "



" "



4,846.94





" " " " "



22 AI
1 100%

" " 4
AI

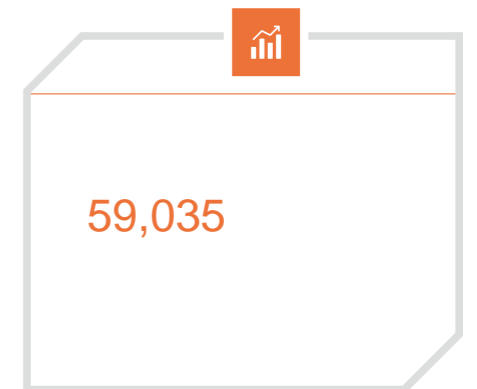


"

"

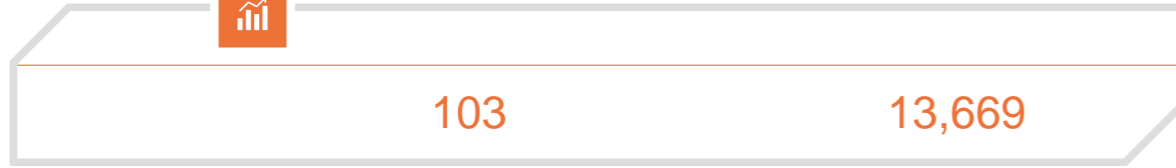
" " 202

" "
6,000





“ ”



“ 12345”

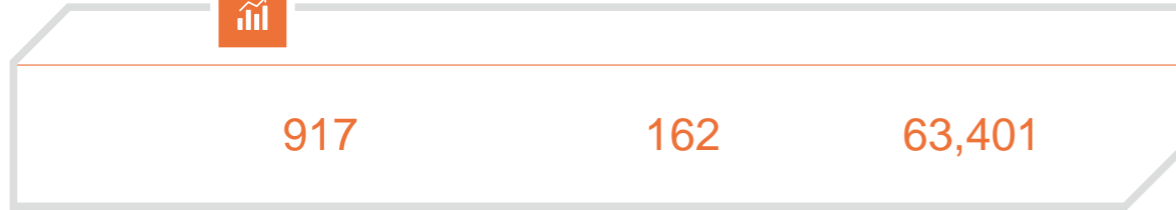
“ ”

“ ”


“ ”

“ ”


“ ”



○ 2026 1 18



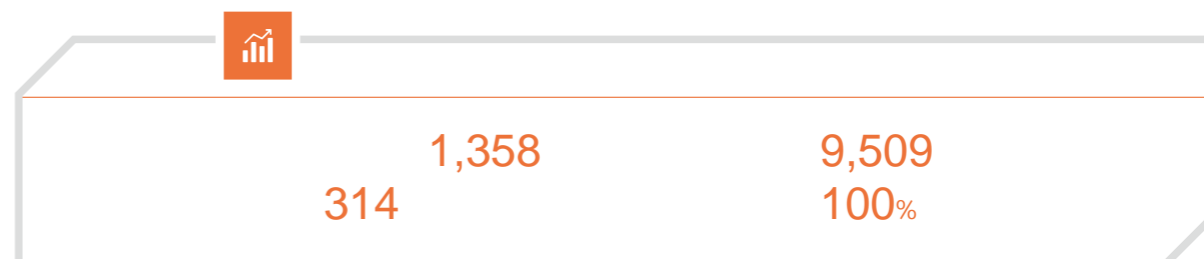
50%



7



0





| | 2025 |
|---------------------|--------|
| | 14,341 |
| | 11,816 |
| STEM ^{*16} | 3,011 |
| | 2,525 |
| STEM | 389 |
| STEM | 3,400 |
| | 11,788 |
| | 2,553 |
| | 63 |
| | 2 |
| | 61 |
| ^{*17} | 3 |
| | 635 |
| | 51 |
| ^{*18} | 1 |
| | 584 |
| | 28 |
| | 66 |
| | 13,643 |
| 30 | 3,158 |
| 30 50 | 9,501 |
| 50 | 1,682 |
| | 12,213 |
| | 1 |
| | 2,127 |

^{*16}

^{*17}

^{*18}

IT

| | 2025 | |
|----------------------|-------|---|
| | 18.14 | % |
| ^{*19} | 19.72 | % |
| 30 | 29.58 | % |
| 30 50 | 16.74 | % |
| 50 | 7.02 | % |
| | 16.43 | % |
| | 0 | % |
| | 29.90 | % |
| | 1.59 | % |
| | 1.42 | % |
| | 19.29 | % |
| 30 | 26.47 | % |
| ^{*20} 30 50 | 14.80 | % |
| 50 | 6.48 | % |
| | 14.04 | % |
| | 0 | % |
| | 29.90 | % |
| | 1.59 | % |
| | 1.42 | % |
| | 17.16 | % |
| | 3,515 | |
| | 2,818 | |
| | 697 | |
| 30 | 1,563 | |
| 30 50 | 1,951 | |
| 50 | 1 | |
| | 0 | |
| | 0 | |
| | 3,515 | |
| | 2,892 | |
| | 623 | |
| | 688 | |
| | 16.37 | % |

^{*19}

^{*20}

/

1,329

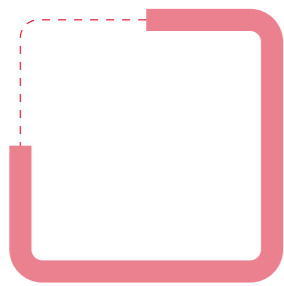
100%

" " " " 1.8‰ 1.5‰ 1‰

| | 2025 | |
|--|--------|---|
| | 100.00 | % |
| | 100.00 | % |
| | 100.00 | % |
| | 76.19 | % |
| | 96.22 | % |
| | 100.00 | % |
| | 100.00 | % |
| | 100.00 | % |
| | 48.97 | % |

➤ 2026





" " " 555 "

QC

SOP



2025 " " " " "

" " " "

294



2025 " "

2025 106 120

RoHS REACH



SAP OA MES SCADA LIMIS

DFMEA PFMEA CP

PPAP ISO9001

ISO14001 ISO45001 ISO5001 ISO10012 ISO7025 GB/T23001 GB/T29490

ISO9001 IATF16949

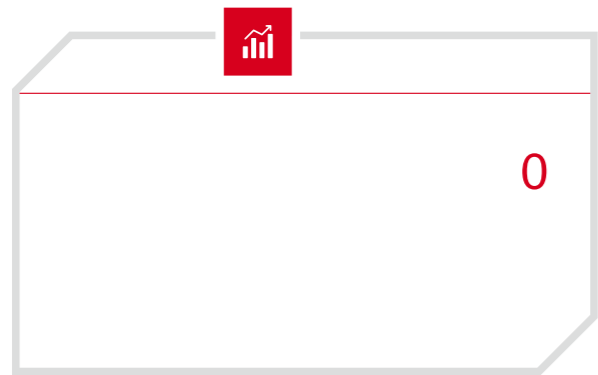


UL SGS Intertek TÜV
KTW CCS

DNV LR ABS FDA BKI ACS



" "



12

100

45



31

ESG

31

1,000

ESG



31



31

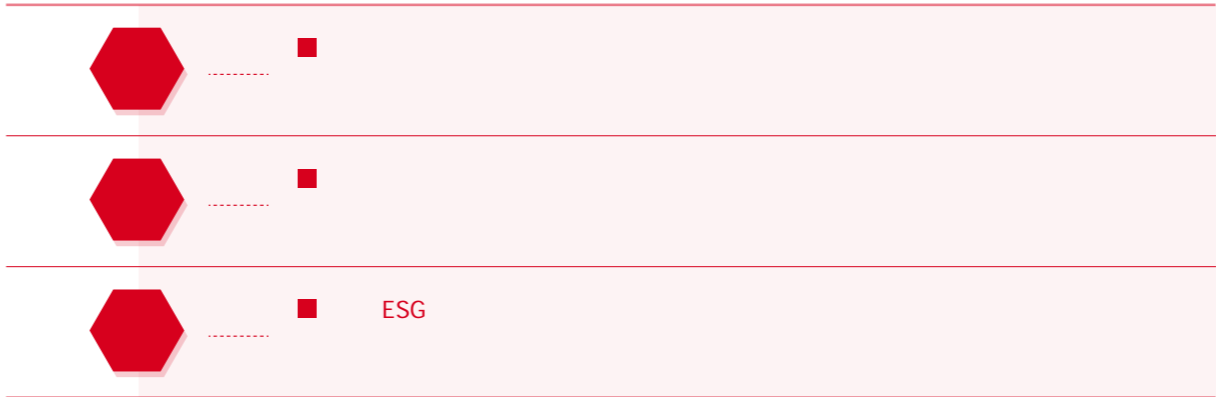


30



PD 20

ESG



ESG

“ ”

“ ”

“ ”

ESG

2025



" " " "

SOP

" — "

+ "

"

PIR

35

87.5

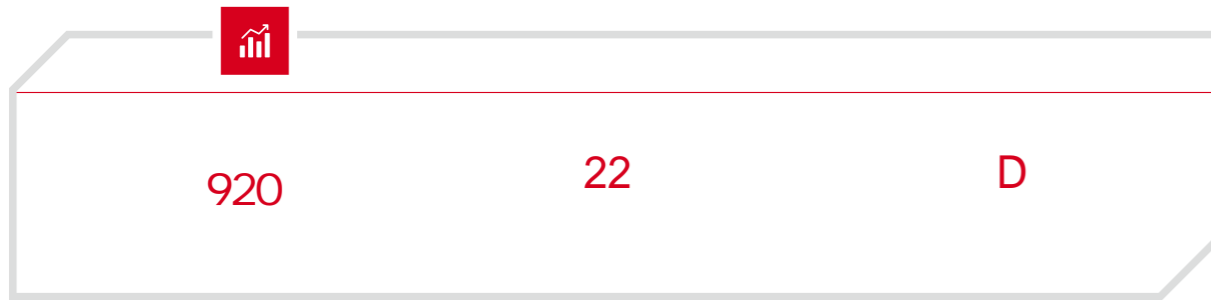
SRM " " " "
OA SAP
" "

ESG

8

/ /

20




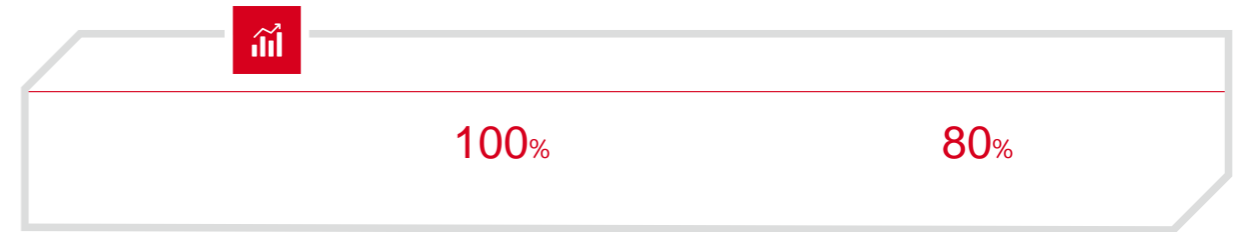
7



6

21
"1+N"

SRM

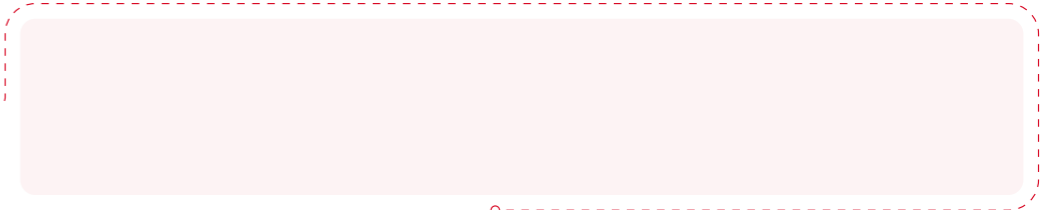


12







“ ” “ ” “ ” “ ”





/

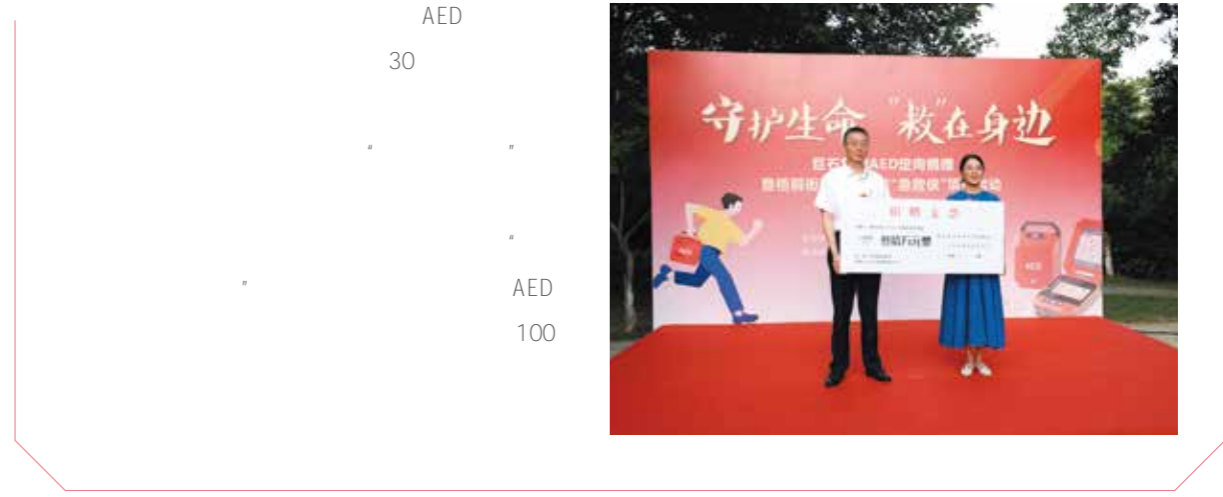
//




“ ”



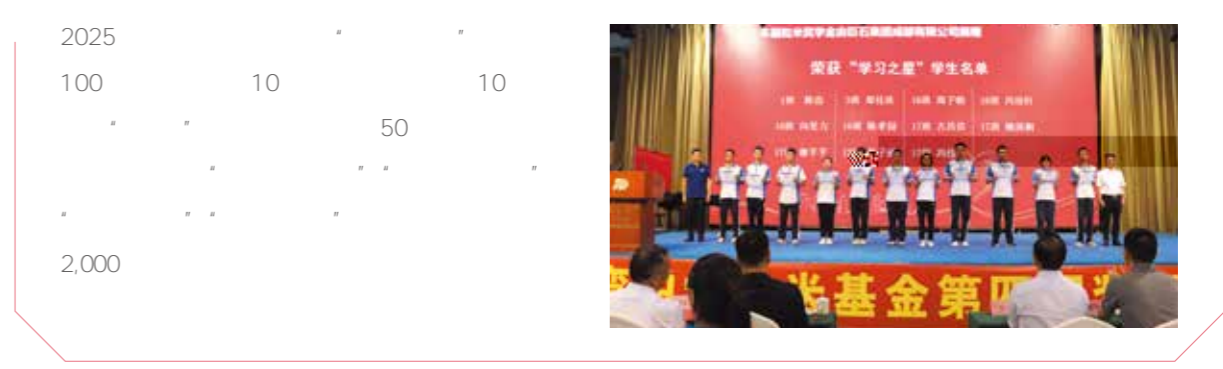
AED



“ ”



“ ”






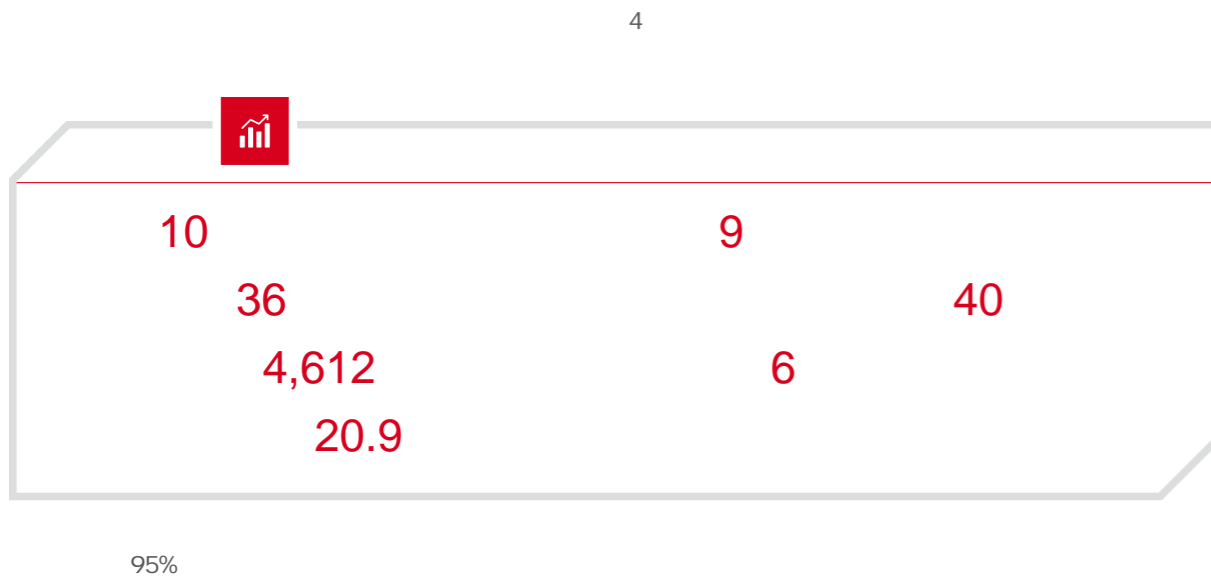
2025

“ ”

60


“ ”





“ ” “ ”

12



2025

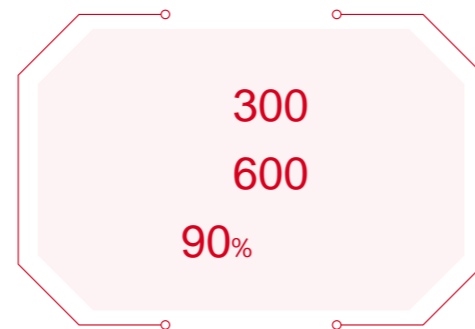
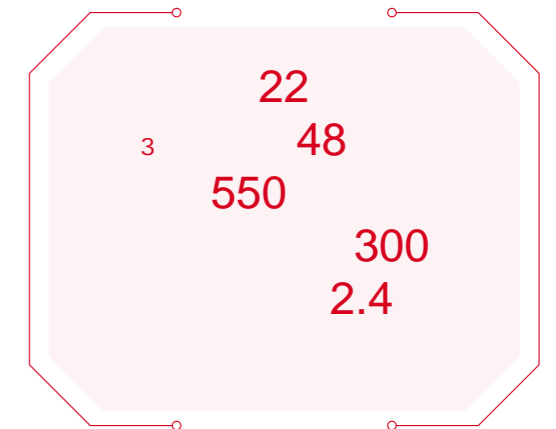
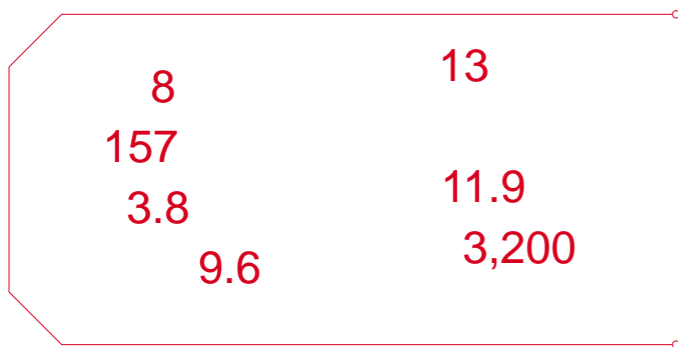
9

250





“ “ Winter Gala” ”



[Redacted text block]

[Redacted text block]

[Redacted text block]

[Redacted text block]

[Redacted text block]

[Redacted text block]

[Redacted text block]

[Redacted text block]

[Redacted text block]

