2023

1,766,006,040.21 , 2023 1,795,784,562.51

2023 4,003,136,728 10 2.75

2023 1,100,862,600.20

2023 12 31

6,136,097,519.67 2023

√ □

□ √

	CHINA JUSHI CO., LTD
	CJS

	318	318
	0573-88181888	0573-88181888
	0573-88181097	0573-88181097
	ir@jushi.com	ir@jushi.com

	669
	318
	314500
	http://www.jushi.com/
	ir@jushi.com

	http://www.sse.com.cn

( )

	2023	2022	(%)	2021
	14,875,802,391.80	20,192,222,964.59	-26.33	19,706,882,079.97
	3,044,441,957.13	6,610,015,911.86	-53.94	6,028,473,746.53
	1,897,932,714.83	4,377,021,554.19	-56.64	5,150,099,734.87
	867,222,853.35	4,124,060,977.31	-78.97	5,981,158,526.45
	2023	2022	%	2021
	28,642,001,801.65	27,597,668,458.05	3.78	22,567,564,914.67
	52,073,958,059.20	48,633,670,688.89	7.07	43,828,317,484.55

( )

		2023	2022	(%)	2021
		0.7605	1.6512	-53.94	1.5059
		0.7605			

/

□ √

	1-3	4-6	7-9	10-12
	3,671,172,468.58	4,158,371,203.79	3,595,937,693.37	3,450,321,026.06
	921,110,923.14	1,141,923,713.43	610,879,096.34	370,528,224.22
	494,061,284.34	776,347,393.68	353,983,199.96	273,540,836.85
	-1,111,485,956.03	1,477,313,097.60	119,088,875.17	382,306,836.61

□ √

√ □

	2023	2022	2021
	858,299,845.67	2,534,977,509.32	872,962,153.01
	258,529,259.64	228,576,777.33	216,808,910.54
	828,181.28	-138,485,259.75	2,571,204.76
	42,238,714.87	43,720,258.82	16,740,265.53
	8,264,183.49		3,800,000.00
	179,411,541.13		
			-13,556,212.99
	16,042,435.46	-25,239,744.48	-36,644,533.36
	205,770,851.83	403,098,702.22	167,972,814.37
	11,334,067.41	7,456,481.35	16,334,961.46
	1,146,509,242.30	2,232,994,357.67	878,374,011.66

1 —

1

—

□ √

/

√ □

	4,121,634.66	3,822,655.98	-298,978.68	-298,978.68
	1,557,717,208.24	1,407,810,800.78	-149,906,407.46	0.00
	4,864,840.02	4,864,840.02	0.00	155,819.12
	16,498,549.37	15,092,120.01	-1,406,429.36	971,340.84
	1,583,202,232.29	1,431,590,416.79	-151,611,815.50	828,181.28

□ √

2023

2023

2023

1

“ ”

2

3 “ ”

“ ”

2023

60 35

“ ” E8

4 “ ”

“ ” “ ”

“ ” “ ”

2 “ ”

“ 12350 ”

5 ESG ESG ESG

ESG ESG

ESG

“ ESG ” “ ESG 100 ”

MSCI BBB

,

1 “ ” “ ”

“ ”

EATNS

“ ”

2 “ ”

“

” “ ” “ ”

“ ” 2023

5G “ ”

3

——

“ ”

5 1.6

12 8

1

“ ”6 “ ”5 “ ”

“ ”

2

2024-2025

“ ”

“ ” 1

“ ”1

3 2023

“ ”

“ ”

“ ”

1

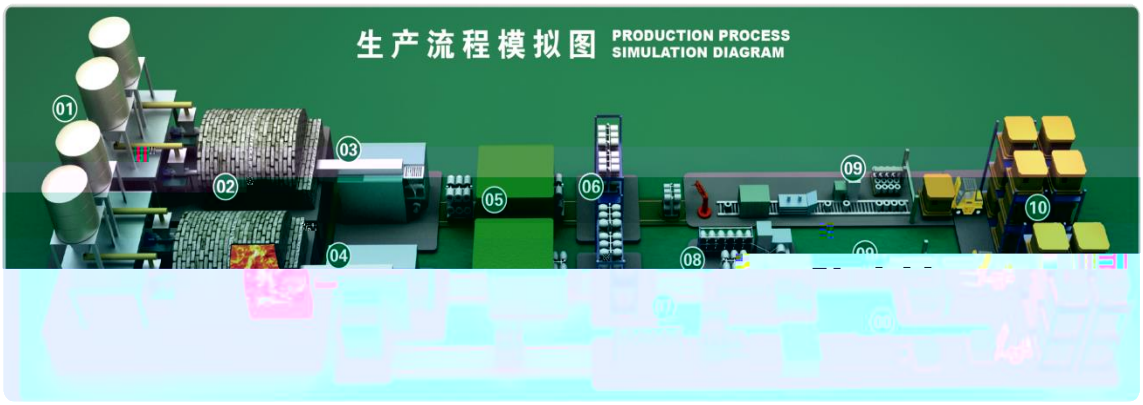

95%

1

2 3 4 5 6 7

1/20-1/5

2

2000

OC NEG

70%

70%

3

35% 29% 14% 12% 10%

34% 16% 21% 14% 15%

5G

“ ” “ ” “

”

4

17 20

248.14

8.36 1,442,251.90

99.06%

√ □

1

2

מ˘ ד غ ŭ Ā “ ʁ % ˘

5

“

”

6

7

“ ” “

”

8

1,487,580.24 26.33%

304,444.20 53.94%

( )

1.

			%
	14,875,802,391.80	20,192,222,964.59	-26.33
	10,710,222,075.86	13,004,199,984.94	-17.64
	172,508,741.22	157,557,768.51	9.49
	702,853,064.50	685,129,891.19	2.59
	231,536,047.89	265,880,466.94	-12.92
	519,365,367.39	577,046,498.71	-10.00
	867,222,853.35	4,124,060,977.31	-78.97
	98,331,879.87	-1,246,603,133.10	
	-470,272,794.89	-2,466,744,200.06	

2.

□ √

(1).

			%	%	%	%
	14,422,519,043.04	10,446,817,040.40	27.57	-14.49	5.94	13.96
	136,931,126.74	133,859,815.05	2.24	-80.23	-80.42	0.95
			%	%	%	%
	9,000,380,301.66	6,937,526,179.72	22.92	-10.30	5.79	11.72
	5,559,069,868.12	3,643,150,675.73	34.46	-26.14	-8.64	12.56
			%	%	%	%
	10,307,171,605.33	7,538,840,197.62	26.86	-13.99	0.30	10.42
	4,252,278,564.45	3,041,836,657.83	28.47	-23.74	0.43	17.21

2023

1,442,251.90 99.06%

14.49% 5.94% 13.97 2023

61.82% 4.68

10.30% 26.14%

70.79% 2.55 2023

(2).

√ □

(3).

□ √

(4).

			(%)		(%)	(%)	
		3,619,952,449.71	33.80	3,903,501,954.66	30.02	-7.26	

(5).

□ √

(6).

□ √

(7).

A.

√ □

187,364.32 12.60%

170,514.11 11.46%

50% 5

□ √

B.

√ □

285,163.91 23.58%

60,997.74 5.04%

50% 5

□ √

3.

□ √

4.

(1).

√ □

	519,365,367.39
	0.00
	519,365,367.39
%	3.49
%	0.00

(2).

√ □

	1,322
%	9.57
	11
	60
	747
	347
	157
30 30	336
30-40 30 40	579
40-50 40 50	306
50-60 50 60	97
60	4

(3).

√ □

5.19

(4).

□ √

5.

□ √

( )

□ √

( )

√ □

1.

		%		%	%	
	986,597,496.17	1.89	285,125,689.74	0.59	246.02	A
	369,925,089.13	0.71	229,498,451.54	0.47	61.19	B
	31,858,734,497.72	61.18	28,903,405,307.61	59.43	10.22	C
	3,085,946,656.88	5.93	4,513,922,703.79	9.28	-31.63	D
	24,115,172.57	0.05	4,022,384.26	0.01	499.52	E
	104,479,615.21	0.20	53,236,744.89	0.11	96.25	F
	6,246,170,212.34	11.99	4,359,584,343.15	8.96	43.27	G
	552,827,049.02	1.06	873,262,429.08	1.80	-36.69	H
	1,186,948,080.27	2.28	846,565,287.49	1.74	40.21	I
	799,920,000.00	1.54	1,499,385,833.48	3.08	-46.65	J
	13,748,190.09	0.03	3,182,591.04	0.01	331.98	K
	920,326,328.36	1.77	645,510,859.34	1.33	42.57	L

A.

B.
C.
D.
E.
F.
G.
H.
I.

J.
K.
L.

2.

√ □

(1)

12,003,062,958.90

( )

√ □

2023

2023 9.6%
51.4%

1

2023 723 5.2% 2022
5 687 6.6%

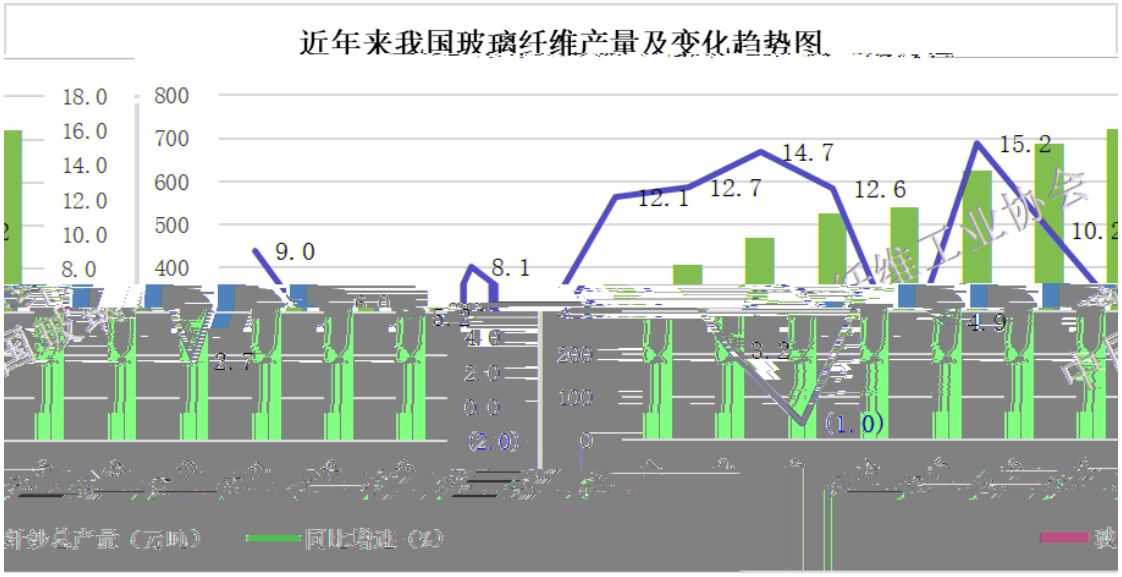

1

2

1 2023 78.8
2.2%

2 2023 74.4
7.9%

3 2023 570
6.0% 292 114 164
3
2023 672 4.8%
1 322 7.3%
2022

2 350 2.6%

2

1

2023 179.7 3.5%

26.6 11.5% 2022

2023

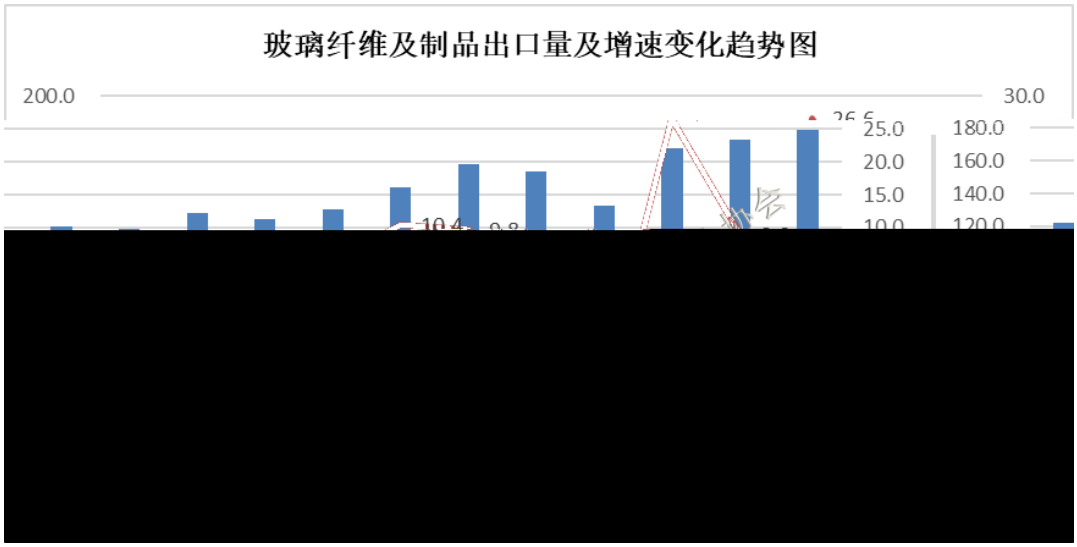

3

2

2023 11.7 1.5%

7.6 7.2%

4

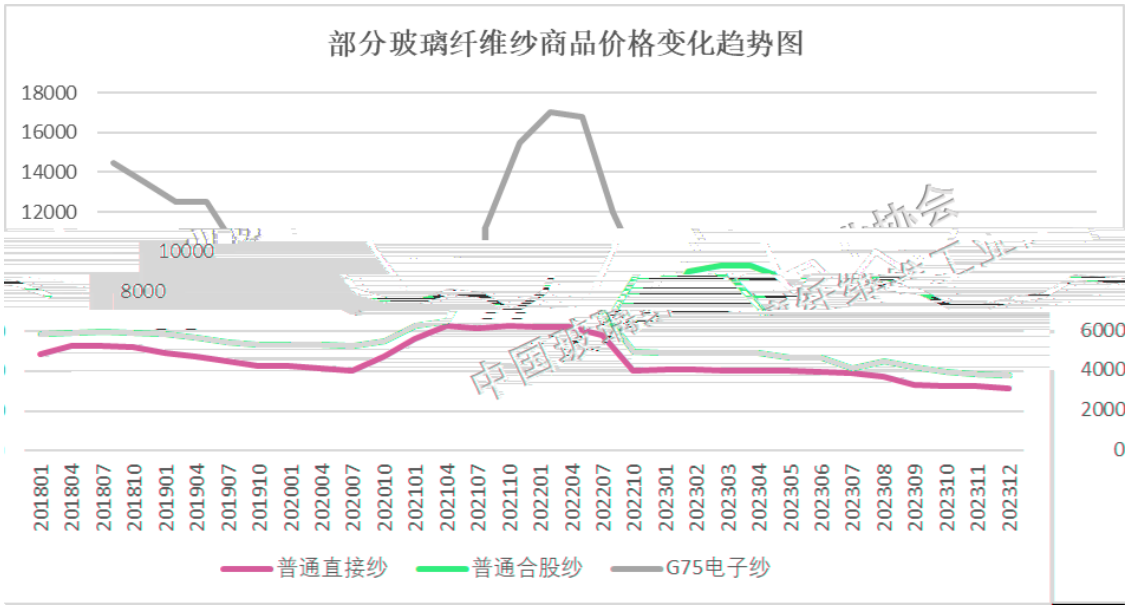
部分玻璃纤维纱商品价格变化趋势图
18000
16000
14000
12000
10000
8000
6000
4000
2000
0
201801
201804
201807
201810
201901
201904
201907
201910
202001
202004
202007
202010
202101
202104
202107
202110
202201
202204
202207
202210
202301
202302
202303
202304
202305
202306
202307
202308
202309
202310
202311
202312
普通直接纱
普通合股纱
G75电子纱

6

( )

√ □

1.

√ □

4.

□ √

( )

√ □

99,761.90

17,941.15

( )

√ □

	100.00%		525,531.30	4,667,955.01	2,569,435.51	1,450,117.94	351,994.04	293,306.71
	70.00%		20,000.00	281,125.32	140,390.86	87,423.37	6,139.65	6,328.89
	20.10%		50,000.00	53,507.68	51,788.57	3,120.10	660.81	495.88

( )

□ √

( )

√ □

1

1

50%

2

3

2016 2023 10.39% 2023

723

2

1

2

3

( )

√ □

“ ” “ ”

“ ”

“ ”

1 “ ”

“ ”

“ ” “ ” “ ”

“ ”

2 “ ”

“ ”

3 “ ” “ ”

5

“

”

4 “ ” “ ”

“ ” “ ”

“ ”

“ ”

“ ”

“ ”

( )

√ □

10.9% 5
99.7%
30.9% 2022 7 19
30.9% 44% 2 2014 12 24
24.8% 2021 2 25

2020 6 2 13.1%
2023 7 14

2022 10 18 2022/28

35.75%

4

( )
□ √

□ √

√ □

A

2

2022 12 16

2022-062 , 2023

2

2023	2023 1 4	http://www.sse.com.cn	2023 1 5	2023
2023	2023 1 16	http://www.sse.com.cn	2023 1 17	2023
2023	2023 2 6	http://www.sse.com.cn	2023 2 7	2023
2022	2023 4 14	http://www.sse.com.cn	2023 4 15	2022
2023	2023 6 26	http://www.sse.com.cn	2023 6 27	2023

□ √

√ □

5 1 4

√ □

			54	2022 9 8	2025 9 7						
			69	2022 9 8	2025 9 7	73,663	73,663	0	/	475.19	
			57	2022 9 8	2025 9 7						
			59	2022 9 8	2025 9 7						
			60	2022 9 8	2025 9 7					153.75	

			46	2022 9 8	2025 9 7					7.14	
			36	2022 9 8	2025 9 7					43.99	
			51	2022 9 8	2025 9 7					391.03	
			51	2022 9 8	2025 9 7					301.06	
			43	2022 9 8	2025 9 7					307.26	
			43	2022 9 8	2025 9 7					126.09	
	/	/	/	/	/	13,468,920	13,468,920	0	/	1,872.65	/

	/

□ √

1.

√ □

			1989-06	
			2020-12	
			2020-12	
			2022-12	
			2009-08	
			2005-06	
			2022-03	
			2016-03	
			2005-07	2023-02
			2022-12	

2.

√ □

			2022-07	
			2022-01	
			2021-10	
			2021-10	
			2016-05	
			2017-12	
			2013-01	
			2016-04	
			2009-08	
			2020-09	
			2016-05	
			2017-05	
			2022-12	

			2013-01	
			2021-02	
			2020-02	
			2010-12	
			2007-09	
			2020-02	
			2021-02	
			2020-11	

√ □

	“ ”
	1,872.65

□ √

□ √

□ √

	2023 1 16	
2023	2023 1 17	2023

2023	2023 2 17	2023
2023	2023 3 16	2023
	2023 3 17	
	2023 4 20	
2023	2023 4 21	2023
2023	2023 5 19	2023
2023	2023 6 8	2023
	2023 6 9	
	2023 8 16	
2023	2023 8 17	2023
	2023 10 23	
2023	2023 10 24	2023

		14	14	3	0	0		5
		14	14	3	0	0		5
		14	14	3	0	0		5
		14	14	3	0	0		5
		14	14	3	0	0		5
		14	14	3	0	0		5
		14	14	3	0	0		5
		14	14	3	0	0		5
		14	14	3	0	0		5

□ √

	14
	11
	3
	0

□ √

□ √

√ □

( ) 4

2023 3 17	1 2022 2 2022 3 2022 4 2022 5 2022 6 2022 2023		
2023 4 20	2023		
2023 8 16	2023		
2023 10 23	2023		

( ) 2

2023 3	2022		

17			
2023 5 19	2022		

( ) 2

2023 1 16	40		
2023 6 9			

( )

□ √

□ √

	259
	13,560
	13,819
	0
	10,928
	110
	1,867
	74
	840
	13,819
	137
	1,745
	1,991
	9,946

	13,819

√ □

15

2023

“ ”

1 “ ”1

2020

√ □

2023 3732 24 48.06

100% 4 124 4 304

7 603

2023

454

“ ” 1

√ □

	7,886.95

√ □

20% 30%

√ □

	√ □
	√ □
	√ □
	√ □
	√ □

□ √

√ □

: :

10	0
10	2.75
10	0
	1,100,862,600.20
	3,044,441,957.13
%	36.16
	0
	1,100,862,600.20
%	36.16

( )

□ √

( )

√ □

2021

2021 -2023

( )

□ √

( )

√ □

√ □

2023 12 31

2023

√ □

√ □

http://www.sse.com.cn

1

2

2017 12
“……

3

……”
2020 12
2

2017 12
“……

3

……”
2020 12
2

2020

A

A

2020 12 15

A

A

2

2023 2

□ √

	23,245

( )

√ □

1.

√ □

	-pH		2		6 9	(GB8978-1996)	/	/	
	-COD				≤ 500mg/L		87.31t	120.042t/a	
	-NH_3-N				≤ 35mg/L		2.78t	12.004t/a	
	-		14	1	≤ 30mg/m^3	GB26453-2022	16.29t	222.974t/a	
	-SO_2				≤ 200mg/m^3		124.44t	215.059t/a	
	-				1		/	/	
	-NO_X				≤ 400 mg/m^3		433.09t	803.336t/a	
	-pH		1		6 9	(GB8978-1996)	/	/	
	-COD				≤ 500mg/L		15.96t	22.0678t	
	-NH_3-N				≤ 45mg/L		0.80t	1.2784t	
	-SO_2		3	1	≤ 200mg/m^3	GB26453-2022	24.91t	115.7959t	
	-NO_X				≤ 400mg/m^3		50.71t	94.608t	
	-				≤ 30mg/m^3		1.58t	104.2364t	

2.

√ □

2023

“

”

3.

√ □

2.

□ √

3.

□ √

( )

√ □

( )

	183,349
	1 2023 7,872.24 2 2023 1,198,302

√ □

2023

6 “ ”

( ) ESG

√ □

ESG

( )

√ □

	/	
	615.76	
	571.01	
	44.75	
	——	

√ □

2023

“ ”

“ ”

2023 40 615

√ □

	/	
	577.80	
	548.04	
	29.76	
	——	

√ □

				2023 1 4		2			
				2023 1 4		2			

2017 12

“ ……

3

…… ”

2020 12 2

2017 12

“ ……

3

…… ”

2020 12 2

2020 A

A

2020 12 15

A

A

/

2

2023 2

/

□ □ √

□ √

□ √

□ √

“ ”

□ √

□ √

□ √

□ √

□ √

	110
	2
	2

		20
		0
		0

( )

□ √

( )

□ √

( )

□ √

□ √

□ √

□ √

□ √

1

√ □

1

□ √

2

□ √

3

□ √

1

□ √

2

□ √

3

□ √

( )

√ □

1.

( )

1

□ √

2

□ √

3

□ √

( )

√ □

	0.00
A	0.00
	8,249,900,000.00
B	4,850,390,000.00
A+B	4,850,390,000.00
(%)	16.93
C	0.00

70%

-

1

2

□ √

3

□ √

4

□ √

□ √

( )

□ √

□ √

( )

□ √

( )

□ √

( )	130,780
( )	131,603
	0
	0

			(%)				
	0	1,079,739,151	26.97	0		0	
	0	624,225,514	15.59	0		444,768,	

	21,803,478		21,803,478
	20,684,220		20,684,220

□ √

□ √

□ √

□ √

1

√ □

	1985-06-24
	2023 12 31 000786 37.83%

	600970 40.96% 600449 49.03% 000877 84.52% 002080 60.24% 600720 10.06% 00691 12.94% 01528 4.33% 03396 0.71% 00586 3.03% 00587 3.01% 000885 9.72% (600819) 12.74% 000789 4.89% 601992 4.31% 000672 14.5% 600881 3.99% ; (300557) 10.53% 002302 1.06% (000401) 1.68% 000912 0.0026%

2

	2023 12 31 HK03323 44.50% 42.84% H 1.66% ; 000885 9.72% 600876 31.74 % 002066 40.13% 600552 29.28% 603060 68.57% 603126 50.94% (688295)57.27% 000786 37.83% 600970 40.96% 002080 60.24% 000877 84.52% 600449 49.03% 600720 10.06% (03300.HK)22.68% Singulus Technologies(SNG)16.75% (000401)1.68% 00691 12.94% 01528 4.33% 03396 0.71% 00586 3.03% 00587 3.01% 000789 4.89% 601992 4.31% 000672 14.50% 600881 3.99% 600819 12.74% (300557) 10.53% 002302 1.06% 000912 0.0026%

2

□ √

3

□ √

4

□ √

5

√ □

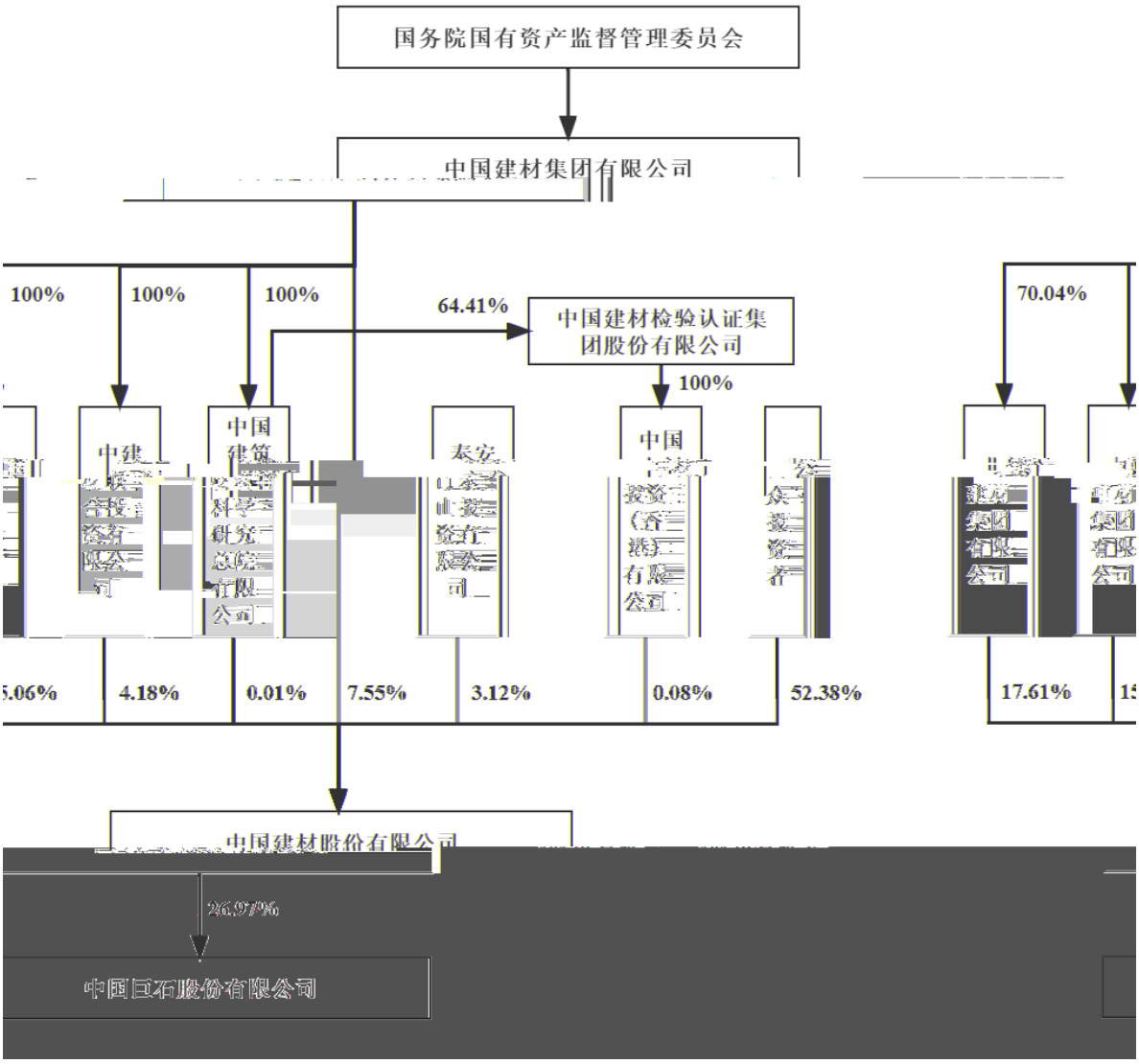
国务院国有资产监督管理委员会
中国建材集团有限公司
100%
100%
100%
64.41%
中国建材检验认证集团股份有限公司
100%
70.04%
4.18%
0.01%
7.55%
3.12%
0.08%
52.38%
17.61%
中国建材股份有限公司
26.97%
中国巨石股份有限公司

6

□ √

□ √

□ √

√ □

1989 17	6	91330483704202604A	197,000,000

β

/

□ √

/

√ □

( )

□ √

( )

√ □

1

							%					
2021	21 01	185081	2021-12-3	2021-12-6	2024-12-6	200,000,000	3.14					
2022	22 01	185458	2022-3-2	2022-3-4	2025-3-4	800,000,000	3.07					

□ √

√ □

2021	
2022	

2

□ √

3

	100 75 75T30	/		021-20336241

□ √

4

√ □

2021	200,000,000.00	200,000,000.00	0.00			
2022	800,000,000.00	800,000,000.00	0.00			

5

□ √

6

□ √

7

□ √

( )

√ □

1

%

/

√ □

2021	
2022	
2023	
2023	
2023	
2023	

2

√ □

3

	2 1 60101	/		010-66428877-553
	100 12-15	/		021-23169090

□ √

4

√ □

: :

2021	500,000,000.00	500,000,000.00	0.00			
2023	500,000,000.00	500,000,000.00	0.00			

5

□ √

6

□ √

7

□ √

( ) **10%**

□ √

( )

□ √

( )

□ √

√ □

	2023	2022	%	
	1,897,932,714.83	4,377,021,554.19	-56.64	
	0.9263	0.9334	-0.76	
	0.6127	0.6100	0.44	
%	42.39	40.79	1.60	
EBITDA	0.2791	0.5134	-45.64	
	9.92	20.61	-51.87	
	4.53	15.85	-71.42	
EBITDA	14.94	24.84	-39.86	
%	100.00	100.00	0.00	
%	100.00	100.00	0.00	

√ □

□ √

□ √

□ √

□ √

□ √

□ √

√ □

2024 0100619

“ ” 2023

12 31 2023

	1
“ 24 ”	2
“ 3 ” 2023 144.23 99.06%	3
	4
	5

2023

/

· 2024 3 18

2023 12 31

:

: :

		2023 12 31	2022 12 31
	1	3,126,268,154.16	2,635,927,627.07
	2	3,822,655.98	4,121,634.66
	3	986,597,496.17	285,125,689.74
	4	1,476,541,268.89	1,589,889,461.75
	5	1,407,810,800.78	1,557,717,208.24
	6	71,625,559.63	60,689,397.50
	7	1,412,198,444.43	1,425,070,640.75
	8	4,533,115,068.60	4,128,658,445.26
	9	369,925,089.13	229,498,451.54
		13,387,904,537.77	11,916,698,556.51
	10	1,651,722,050.06	1,418,991,587.45
	11	4,864,840.02	4,864,840.02
	12	31,858,734,497.72	28,903,405,307.61
	13	3,085,946,656.88	4,513,922,703.79
	14	24,115,172.57	4,022,384.26
	15	1,064,535,943.98	944,729,230.09
	16	469,968,092.97	469,968,092.97
	17	2,870,419.79	3,228,630.93

	18	418,816,232.23	400,602,610.37
	19	104,479,615.21	53,236,744.89
		38,686,053,521.43	36,716,972,132.38
		52,073,958,059.20	48,633,670,688.89
	21	6,246,170,212.34	4,359,584,343.15
	22	15,092,120.01	16,498,549.37
	23	552,827,049.02	873,262,429.08
	24	2,828,440,118.66	2,803,027,289.85
	25	507,422,650.32	501,721,984.89
	26	701,374,074.97	853,506,790.81
	27	392,643,463.10	402,344,941.82
	28	318,807,840.79	280,853,359.33
	28	35,407,183.79	
	29	1,703,036,017.30	1,829,970,368.76
	30	1,186,948,080.27	846,565,287.49
		14,452,761,626.78	12,767,335,344.55
	31	5,240,668,494.53	4,309,162,800.23
	32	799,920,000.00	1,499,385,833.48
	33	13,748,190.09	3,182,591.04
	34	920,326,328.36	645,510,859.34
	18	606,941,713.05	578,807,466.89
	35	41,359,925.91	32,795,994.40
		7,622,964,651.94	7,068,845,545.38
		22,075,726,278.72	19,836,180,889.93
	36	4,003,136,728.00	4,003,136,728.00

	37	3,194,978,470.68	3,194,978,470.68
	38	230,275,868.31	144,750,246.56
	39	1,255,001,347.13	1,078,400,743.11
	40	19,958,609,387.53	19,176,402,269.70
		28,642,001,801.65	27,597,668,458.05
		1,356,229,978.83	1,199,821,340.91
		29,998,231,780.48	28,797,489,798.96
		52,073,958,059.20	48,633,670,688.89

2023 12 31

:

: :

2023 12 31 **2022 12 31**

		87,668.82	114,947.71
		3,193,438.80	1,885,071.51
		2,848,996.41	3,228,630.93
		16,222,575.67	15,603,256.93
		31,745,475.00	38,246,837.91
		11,880,175,141.24	11,577,106,100.94
		23,135,246,237.80	23,194,010,844.87
		410,347,611.11	994,513,983.33
		3,932,827,049.02	2,756,151,624.96
		1,407,617,812.66	1,586,618,894.68
		628,457,776.41	305,866,560.41
		1,673,744.70	3,866,542.82
		65,858,384.88	8,001,678.87
		956,162,210.86	1,175,811,011.65
		733,656,694.59	546,943,544.39
		917,031,383.18	697,681,429.89
		9,053,632,667.41	8,075,455,271.00
		200,000,000.00	200,000,000.00
		799,920,000.00	1,499,385,833.48
			13,844,973.02
		7,797,163.13	12,592,960.52
		1,007,717,163.13	1,725,823,767.02
		10,061,349,830.54	9,801,279,038.02
		4,003,136,728.00	4,003,136,728.00

		6,136,097,519.67	6,136,097,519.67
		-322,872.00	-1,115,667.48
		1,139,200,469.08	962,599,865.06
		1,795,784,562.51	2,292,013,361.60
		13,073,896,407.26	13,392,731,806.85
		23,135,246,237.80	23,194,010,844.87

2023 1—12

: :

		2023	**2022**
		14,875,802,391.80	20,192,222,964.59
	41	14,875,802,391.80	20,192,222,964.59
		12,558,102,239.30	14,860,012,824.86
	41	10,710,222,075.86	13,004,199,984.94
	42	221,616,942.44	170,198,214.57
	43	172,508,741.22	157,557,768.51
	44	702,853,064.50	685,129,891.19
	45	519,365,367.39	577,046,498.71
	46	231,536,047.89	265,880,466.94
	46	383,531,878.60	409,933,125.19
	46	143,312,392.11	126,677,531.33
	47	322,278,465.20	276,085,718.35
“ ”	48	209,261,376.72	-32,367,113.75
	48	35,441,710.10	65,763,120.23
“ ”			
“ - ”			

“ ”	49	13,796,958.62	-18,613,674.18
“ - ”	50	-17,442,255.62	28,634,546.81
“ - ”	51	-4,781,411.70	-34,796,551.15
“ ”	52	935,050,584.53	2,573,074,377.00
“ ”		3,775,863,870.25	8,124,227,442.81
	53	26,816,261.65	16,774,449.56
	54	94,901,467.88	101,852,413.31
“ ”		3,707,778,664.02	8,039,149,479.06
	55	550,467,489.97	1,218,854,471.62
“ ”		3,157,311,174.05	6,820,295,007.44

1. “ ” 3,157,311,174.05 6,820,295,007.44

(/)	2	0.7605	1.6512
(/)	2	0.7605	1.6512

2023 1—12

: :

		2023	**2022**
	4	14,019,373,100.60	15,738,229,945.12
	4	13,671,025,235.90	15,364,506,864.18
		10,719,317.92	11,168,259.50
		57,704,214.90	46,010,622.64
		132,432,965.35	85,122,453.00
		152,393,610.73	198,597,606.66
		211,660,791.08	236,887,825.94
		63,797,191.04	10,887,816.40
		3,852,701.77	2,554,548.15
“ ”	5	1,809,376,691.61	2,149,427,299.37

3.			
4.			
		792,795.48	
1.		792,795.48	
2.			
3.			
4.			
5.			
6.			
7.			
		1,766,798,835.69	2,208,838,585.89
(/)		0.4412	0.5518
(/)		0.4412	0.5518

2023 1—12

		2023	2022
		11,273,267,199.19	17,334,533,625.55
		346,289,176.53	372,240,885.56
	57	882,499,910.19	756,310,590.41
		12,502,056,285.91	18,463,085,101.52
		7,831,226,508.00	9,189,957,489.19
		2,066,115,893.38	2,004,560,583.76
		1,443,696,220.02	2,700,654,618.81
	57	293,794,811.16	443,851,432.45

		11,634,833,432.56	14,339,024,124.21
	58	867,222,853.35	4,124,060,977.31
			6,449,904,220.00
		486,002,637.50	45,447,422.76
		1,543,172,960.70	3,245,965,557.15
		7,955,748.28	12,752,445.91
	57	36,462,878.21	20,373,329.85
		2,073,594,224.69	9,774,442,975.67
		1,459,995,313.74	5,547,040,437.08
		480,537,948.00	5,330,221,540.00
	57	34,729,083.08	143,784,131.69
		1,975,262,344.82	11,021,046,108.77
		98,331,879.87	-1,246,603,133.10
		60,000,000.00	9,800,000.00
		60,000,000.00	9,800,000.00
		7,731,086,705.56	12,114,112,803.43
	57	7,540,000,000.00	4,610,000,000.00
		15,331,086,705.56	16,733,912,803.43
		7,989,486,416.96	13,575,875,744.38
		2,503,305,179.20	2,364,357,305.78
		1,314,820.00	74,945,414.45
	57	5,308,567,904.29	3,260,423,953.33
		15,801,359,500.45	19,200,657,003.49
		-470,272,794.89	-2,466,744,200.06
		1,209,498.83	-7,670,386.64
	58	496,491,437.16	403,043,257.51
	58	2,629,776,717.00	2,226,733,459.49
	58	3,126,268,154.16	2,629,776,717.00

2023 1—12

: :

		2023	**2022**
		20,087,894,756.81	15,442,276,328.36
		53,443,661.01	112,355,499.03
		13,417,108.76	13,496,695.24
		20,154,755,526.58	15,568,128,522.63
		15,141,977,502.26	13,142,582,932.73
		90,514,238.24	53,812,548.55

		70,176,876.23	79,507,560.04
		26,451,401.78	29,677,146.74
		15,329,120,018.51	13,305,580,188.06
		4,825,635,508.07	2,262,548,334.57
		171,048,453.28	616,265,500.00
		2,581,806,000.00	2,334,865,476.46
		664,080,541.12	390,000.00
		3,416,934,994.40	2,951,520,976.46
		471,092,545.27	18,500.00
		730,537,948.00	623,887,500.00
		1,700,000,000.00	13,100,000.00
		2,901,630,493.27	637,006,000.00
		515,304,501.13	2,314,514,976.46
		3,109,802,397.26	5,868,730,814.61
		3,264,000,000.00	2,914,000,000.00
		6,373,802,397.26	8,782,730,814.61

[redacted]

4,2

2023 1—12

: :

	2023															
	( )															
	4,003,136,728.00				3,194,978,470.68		144,750,246.56		1,078,400,743.11		19,176,402,269.70		27,597,668,458.05	1,199,821,340.91	28,797,489,798.96
	4,003,136,728.00														

2															
3															
4															
5															
6															
1															
2															
	4,003,136,728.00				3,194,978,470.68		230,275,868.31		1,255,001,347.13		19,958,609,387.53		28,642,001,801.65	1,356,229,978.83	29,998,231,780.48

	2022														
	( )														

/

3															
4														-593,334.53	-593,334.53
									220,883,858.59		-2,142,389,488.03		-1,921,505,629.44	-64,773,077.56	-1,986,278,707.00
1									220,883,858.59		-220,883,858.59				
2															
3											-1,921,505,629.44		-1,921,505,629.44	-64,773,077.56	-1,986,278,707.00
4															
1															
2															
3															
4															
5															
6															

2023 1—12

: :

	2023										
	( )										
	4,003,136,728.00				6,136,097,519.67		-1,115,667.48		962,599,865.06	2,292,013,361.60	13,392,731,806.85
	4,003,136,728.00				6,136,097,519.67		-1,115,667.48		962,599,865.06	2,292,013,361.60	13,392,731,806.85
“ ”							792,795.48		176,600,604.02	-496,228,799.09	-318,835,399.59
							792,795.48			1,766,006,040.21	1,766,798,835.69
1											
2											
3											
4											
									176,600,604.02	-2,262,234,839.30	-2,085,634,235.28
1									176,600,604.02	-176,600,604.02	
2										-2,085,634,235.28	-2,085,634,235.28
3											
1											
2											
3											
4											
5											
6											
1											

/

1											

2 .

/

2

“ ”

2 —— 22 ——

“ 18

11 ”

“ ” “

18 2 ” “

/

”

8.

√ □

“

18 2 ”

8 ——

9.

10.

√ □

1

2

3

11.

√ □

1

/

2

/

3

4

5

6

/

7

“ ”

8

12

12

12

/

a.

b.

1	
2	

c.

12

/

√ □

17.

√ □

√ □

√ □

“

11 ”

18.

√ □

“ 11 ”

/

“ ”

“ ” “

”

k Ű

/

20 ——

2007 1 1

/

“

7 ”

19.

(1).

√ □

(2).

√ □

		20-45	5.00%	2.11%-4.75%
		8-12	5.00%	7.92%-11.88%
		8-10	5.00%	9.50%-11.88%
		3-5	5.00%	19.00%-31.67%
		3-5	5.00%	19.00%-31.67%

“

23 ”

20.

√ □

“

23 ”

21.

√ □

3

22.

(1).

√ □

	40-70
	10
	10
	10
	10
	3-5
	5-10

(2).

√ □

23.

√ □

24.

√ □

25.

√ □

26.

(1).

√ □

(2).

√ □

(3).

√ □

(4).

√ □

27.

√ □

1

2 3

1

2

28.

(1).

√ □

3

4

30.

√ □

31.

√ □

1

2

4 ——

“ 19 ”

/

√ □

√ □

1

2

32.

√ □

1

21 ——

2

3

33.

(1).

√ □

16

2022 12 13 16 “ 16

” 16

16 2023 1 1

2023 2022 1 1 2022 1 1

2022 1 1

2022 1 1

√ □

		13% 9% 6% 5% 3%
		7% 5%
		25% 22.50% 15%
	30% 1.2% 12%	1.20% 12%
		3%
		2%

√ □

	%
	25
	22.50
	15
	15
	15

2.

√ □

2023 12 8 [2016]32
[2016]195
GR202333007353 GR202333002317
2023 2025 15%

2022 11 23 [2016]32
[2016]195
2022
GR202236000029 2022
2024 15%

2021 1 27
2021 1 2021 1
1 2030 12 31 15%
“ 2023 12 ”
25% 20%
2027 12 31 2023 1 1 2027 12 31

( )

( )

3.

□ √

1

√ □

	125,322.04	90,947.86
	3,124,892,986.03	2,628,406,207.10
	1,249,846.09	7,430,472.11
	3,126,268,154.16	2,635,927,627.07
	502,053,908.11	533,770,247.57

2

√ □

	3,822,655.98	4,121,634.66	/
	3,822,655.98	4,121,634.66	/
	3,822,655.98	4,121,634.66	/

3

(1).

√ □

	958,427,625.05	280,125,689.74
	28,169,871.12	5,000,000.00
	986,597,496.17	285,125,689.74

(2).

√ □

		641,444,866.84
	7,088,506.18	
	7,088,506.18	641,444,866.84

(3).

√ □

		(%)		(%)			(%)		(%)	
	986,653,948.82	100.00	56,452.65	0.01	986,597,496.17	285,125,689.74	100.00			285,125,689.74
	986,653,948.82	100.00	56,452.65	0.01	986,597,496.17	285,125,689.74	100.00			285,125,689.74
	986,653,948.82	/	56,452.65	/	986,597,496.17	285,125,689.74	/		/	285,125,689.74

√ □

			%
	958,427,625.05		
	28,226,323.77	56,452.65	0.20
	986,653,948.82	56,452.65	0.01

(4).

√ □

		56,452.65				56,452.65
		56,452.65				56,452.65

4

(1).

√ □

1		
1		

1	1,458,431,876.13	1,553,489,707.25
1	1,458,431,876.13	1,553,489,707.25
1 2	43,788,544.52	63,082,913.45
2 3	46,330,547.81	19,170,784.43
3 4	16,376,185.15	32,188,139.71
4 5	7,743,231.70	10,995,578.53
5	91,753,445.82	87,050,249.69
	1,664,423,831.13	1,765,977,373.06

2023 12 31 187,882,562.24

(2).

√ □

		(%)		(%)			(%)		(%)	
	101,754,447.58	6.11	101,754,447.58	100.00		105,005,379.77	5.95	105,005,379.77	100.00	
	1,562,669,383.55	93.89	86,128,114.66	5.51	1,476,541,268.89	1,660,971,993.29	94.05	71,082,531.54	4.28	1,589,889,461.75
	1,562,669,383.55	93.89	86,128,114.66	5.51	1,476,541,268.89	1,660,971,993.29	94.05	71,082,531.54	4.28	1,589,889,461.75
	1,664,423,831.13	/	187,882,562.24	/	1,476,541,268.89	1,765,977,373.06	/	176,087,911.31	/	1,589,889,461.75

√ □

			%	
1	33,719,892.02	33,719,892.02	100.00	
2	25,400,000.00	25,400,000.00	100.00	
3	9,171,440.77	9,171,440.77	100.00	
4	8,421,404.60	8,421,404.60	100.00	
5	4,434,742.23	4,434,742.23	100.00	
6	3,968,564.53	3,968,564.53	100.00	
7	2,962,676.02	2,962,676.02	100.00	
	13,675,727.41	13,675,727.41	100.00	
	101,754,447.58	101,754,447.58	100.00	/

√ □

			%
	1,562,669,383.55	86,128,114.66	5.51
	1,562,669,383.55	86,128,114.66	5.51

(3).

√ □

	174,365,513.80	22,278,074.09	-8,006,702.91	-3,320,985.89	2,566,663.15	187,882,562.24
	1,722,397.51				-1,722,397.51	
	176,087,911.31	22,278,074.09	-8,006,702.91	-3,320,985.89	844,265.64	187,882,562.24

(4).

√ □

	3,320,985.89

(5).

√ □

				%	

8	46,017,625.95		46,017,625.95	2.76	6,179,129.19
9	36,545,901.78		36,545,901.78	2.20	73,091.80
10	36,417,501.68		36,417,501.68	2.19	72,835.00
1	33,719,892.02		33,719,892.02	2.03	33,719,892.02
11	31,282,474.22		31,282,474.22	1.88	62,564.95
	183,983,395.65		183,983,395.65	11.06	40,107,512.96

5

(1).

√ □

	1,407,810,800.78	1,557,717,208.24
	1,407,810,800.78	1,557,717,208.24

(2).

√ □

	3,098,695,319.93	
	3,098,695,319.93	

(3).

√ □

		(%)		(%)			(%)		(%)	
	1,407,810,800.78	100.00			1,407,810,800.78	1,557,717,208.24	100.00			1,557,717,208.24
	1,407,810,800.78	100.00			1,407,810,800.78	1,557,717,208.24	100.00			1,557,717,208.24
	1,407,810,800.78	/		/	1,407,810,800.78	1,557,717,208.24	/		/	1,557,717,208.24

√ □

	1,412,198,444.43	1,425,070,640.75
	1,412,198,444.43	1,425,070,640.75

(1).

□ √

(1).

□ √

(1).

√ □

1		
1		
1	69,024,382.95	133,111,352.61
1	69,024,382.95	133,111,352.61
1 2	77,659,431.50	266,983,231.23
2 3	262,211,124.73	1,000,412,930.09
3 4	996,060,106.64	18,689,598.09
4 5	11,031,278.14	12,162,313.34
5	14,890,790.22	11,522,650.21
	1,430,877,114.18	1,442,882,075.57

2023 12 31 18,678,669.75

(2).

√ □

	1,239,682,773.00	1,239,682,773.00
	66,835,538.59	28,088,155.83
	63,084,526.42	76,000,231.54
	33,313,307.84	45,606,371.14
	8,715,045.53	26,739,011.15
	7,087,353.79	3,026,103.72
	1,423,785.29	16,721,913.52
	10,734,783.72	7,017,515.67
	1,430,877,114.18	1,442,882,075.57

(3).

√ □

8

(1).

√ □

		/			/	
	1,536,942,260.37	586,290.39	1,536,355,969.98	1,598,322,746.62	586,290.39	1,597,736,456.23
	2,872,232,427.28	47,992,392.74	2,824,240,034.54	2,430,411,615.03	54,136,330.78	2,376,275,284.25
	65,442,231.14		65,442,231.14	73,596,743.23		73,596,743.23
	107,076,832.94		107,076,832.94	81,049,961.55		81,049,961.55
	4,581,693,751.73	48,578,683.13	4,533,115,068.60	4,183,381,066.43	54,722,621.17	4,128,658,445.26

(2).

√ □

	586,290.39					586,290.39
	54,136,330.78	4,781,411.70	710,292.42	11,635,642.16		47,992,392.74
	54,722,621.17	4,781,411.70	710,292.42	11,635,642.16		48,578,683.13

9

√ □

	369,925,089.13	229,498,451.54
	369,925,089.13	229,498,451.54

10

(1).

√ □

	49,226,548.80			-178,874.13						49,047,674.67	
	104,309,259.80			996,716.15			1,206,000.00			104,099,975.95	
	1,223,259,790.15	305,444,477.00	1,027,751,799.25	-20,352,467.90			480,600,000.00			0.00	
		1,403,724,946.76		49,302,015.55	-322,872.00					1,452,704,090.31	
	7,382,923.75			-63,923.29						7,319,000.46	
	34,813,064.95			5,738,243.72			2,000,000.00			38,551,308.67	
	1,418,991,587.45	1,709,169,423.76	1,027,751,799.25	35,441,710.10	-322,872.00		483,806,000.00			1,651,722,050.06	
	1,418,991,587.45	1,709,169,423.76	1,027,751,799.25	35,441,710.10	-322,872.00		483,806,000.00			1,651,722,050.06	

2023 6 2023

1 “ ”

“ ” 10.60%

32.04% 42.64% 2

42.64% 122,852.7731

“ ” 17,509.3471

15,093.1760 20.01%

2023 6 9 2023

2022 12 31

( ) 150,000.00

4.806

2023 6

100%

“ ” =

- =288,140.59

2022

=

- -2022 /

=9.2997 /

10.60% 2,770

30,544.4477

42.64% 122,852.7731

13,210.3913

= /

17,509.3471 1,882.7847

1,882.7847 15,626.5624

/

2022 12 31

2022 12 31

5 1

3 1

2023 6 26

30,544.4477 10.60%

2023 6 26

42.64% 122,852.7731

13,210.3913

2023 8 17,509.3471

1,882.7847 20.01%

2023 12 2023 1-6

6,352.21 2,035.25

2,035.25

11

√ □

	4,864,840.02	4,864,840.02
	4,864,840.02	4,864,840.02

12

√ □

	31,858,734,497.72	28,903,405,307.61
	31,858,734,497.72	28,903,405,307.61

(1).

√ □

1.	7,564,778,755.83	15,776,663,928.67	21,942,038.59	329,066,279.27	11,026,435,002.96	404,044,186.91	35,122,930,192.23
2.	1,486,915,946.89	4,040,002,723.03	2,942,983.36	79,183,554.37	767,724,917.92	164,667,489.58	6,541,437,615.15
1	12,616,225.86	19,777,918.40	1,880,613.62	9,854,887.07	144,187,566.61	20,681,424.19	208,998,635.75
2	1,442,619,107.41	3,973,948,899.48	911,494.83	68,661,117.54	591,337,169.27	143,498,776.20	6,220,976,564.73
3	31,680,613.62	46,275,905.15	150,874.91	667,549.76	32,200,182.04	487,289.19	111,462,414.67
3.	165,239,678.87	945,905,175.12	6,591,531.47	5,243,812.21	652,686,081.85	20,131,508.67	1,795,797,788.19
1	27,556,495.40	274,158,381.85	28,250.73	3,241,726.67		7,390,617.33	312,375,471.98
2	2,251,631.95	112,624,536.18	6,264,879.67		297,068,831.60	500,047.72	418,709,927.12
3	134,321,209.93	559,122,257.09	13,140.07	1,608,783.18	12,250,581.64	12,240,843.62	719,556,815.53
4	1,110,341.59		285,261.00	393,302.36			1,788,904.95
5					343,366,668.61		343,366,668.61
4.	8,886,455,023.85	18,870,761,476.58	18,293,490.48	403,006,021.43	11,141,473,839.03	548,580,167.82	39,868,570,019.19
1.	905,811,505.27	4,918,802,817.99	14,721,564.10	222,450,204.60		157,738,792.66	6,219,524,884.62
2.	278,177,329.68	2,128,507,426.03	1,084,663.38	66,355,279.09		52,789,554.24	2,526,914,252.42
1	206,425,032.39	1,369,095,147.02	1,035,110.46	60,272,557.06		36,433,270.71	1,673,261,117.64
2	68,158,649.78	737,719,938.53	9,644.34	5,235,201.31		16,083,775.59	827,207,209.55
3	3,593,647.51	21,692,340.48	39,908.58	847,520.72		272,507.94	26,445,925.23
3.	38,271,675.27	675,114,921.31	3,855,474.62	4,693,707.63		14,667,836.74	736,603,615.57
1	8,884,558.13	173,339,595.57	20,125.75	2,928,582.46		5,854,554.43	191,027,416.34
2	27,569.41	64,921,017.63	3,549,637.83			21,673.75	68,519,898.62
3	28,316,923.13	436,854,308.11	11,113.69	1,424,176.40		8,791,608.56	475,398,129.89
4	1,042,624.60		274,597.35	340,948.77			1,658,170.72
4.	1,145,717,159.68	6,372,195,322.71	11,950,752.86	284,111,776.06		195,860,510.16	8,009,835,521.47

1.							
2.							
3.							
4.							
1.	7,740,737,864.17	12,498,566,153.87	6,342,737.62	118,894,245.37	11,141,473,839.03	352,719,657.66	31,858,734,497.72
2.	6,658,967,250.56	10,857,861,110.68	7,220,474.49	106,616,074.67	11,026,435,002.96	246,305,394.25	28,903,405,307.61

(2).

□ √

(3).

√ □

	18,813,726.24

(4).

√ □

o ì&c0i…rƒe˜c&Í2¥À ˜G(6YŽrb Vñ & WP †ñ!5bp l

1.6				670,114,001.10		670,114,001.10
20				251,404,223.68		251,404,223.68
	141,054,479.16		141,054,479.16	122,582,333.84		122,582,333.84
	3,085,946,656.88		3,085,946,656.88	4,513,922,703.79		4,513,922,703.79

							(%)				(%)	
40	507,571.80	1,695,321,070.83	1,337,453,777.12	2,369,702,274.51	185,739.49	662,886,833.95	62.64	80%	26,487,668.10	26,487,668.10	2.84	
12	216,707.48	1,770,579,793.09	207,708,257.21	1,978,288,050.30			81.61	100%				
1.6	63,435.86	670,114,001.10	271,318,268.61	937,445,360.46	3,986,909.25		55.82	100%				
40	467,286.87		1,539,568,533.97									

14

(1)

√ □

1.	5,292,610.85		5,292,610.85
2.	89,747.77	30,372,194.00	30,461,941.77
1		30,372,194.00	30,372,194.00
2	89,747.77		89,747.77
3.			
4.	5,382,358.62	30,372,194.00	35,754,552.62
1.	1,270,226.59		1,270,226.59
2.	344,480.98	10,024,672.48	10,369,153.46
(1)	321,714.99	9,986,598.90	10,308,313.89
(2)	22,765.99	38,073.58	60,839.57
3.			
4.	1,614,707.57	10,024,672.48	11,639,380.05
1.			
2.			
3.			
4.			
1.	3,767,651.05	20,347,521.52	24,115,172.57
2.	4,022,384.26		4,022,384.26

15

(1).

√ □

1.	921,224,487.71	30,023,310.18	18,337,225.43	102,184,813.59	30,389,726.90	1,785,492.87	46,488,625.54	35,965,867.67	1,186,399,549.89
2.	156,918,861.83	18,601.06		11,026,823.17		-135,684.87			167,828,601.19
(1)	154,199,731.96			4,677,475.75					158,877,207.71
(2)				6,144,158.40					6,144,158.40
(3)	2,719,129.87	18,601.06		205,189.02		-135,684.87			2,807,235.08
3.	6,526,123.42			85,642.39					6,611,765.81
(1)	6,526,123.42								6,526,123.42
(2)				85,642.39					85,642.39
4.	1,071,617,226.12	30,041,911.24	18,337,225.43	113,125,994.37	30,389,726.90	1,649,808.00	46,488,625.54	35,965,867.67	1,347,616,385.27
1.	100,961,369.92	29,871,272.05	18,337,225.43	40,695,406.32	30,389,726.90	1,785,492.87	5,142,535.35	14,487,290.96	241,670,319.80
2.	18,544,245.31	170,639.19		10,912,034.73		-135,684.87	4,648,862.55	8,816,573.97	42,956,670.88
1	18,544,245.31	152,038.13		10,862,969.99			4,648,862.55	8,816,573.97	43,024,689.95
2		18,601.06		49,064.74		-135,684.87			-68,019.07
3.	1,460,907.00			85,642.39					1,546,549.39
(1)	1,460,907.00								1,460,907.00
(2)				85,642.39					85,642.39
4.	118,044,708.23	30,041,911.24	18,337,225.43	51,521,798.66	30,389,726.90	1,649,808.00	9,791,397.90	23,303,864.93	283,080,441.29

1.									
2.									
3.									
4.									
1.	953,572,517.89			61,604,195.71			36,697,227.64	12,662,002.74	1,064,535,943.98
2.	820,263,117.79	152,038.13		61,489,407.27			41,346,090.19	21,478,576.71	944,729,230.09

16

(1).

√ □

	189,612,641.95					189,612,641.95
	176,839,725.90					176,839,725.90
	5,050,602.36		87,534,955.83			92,585,558.19
	87,534,955.83				87,534,955.83	0.00
	10,335,602.25					10,335,602.25
	2,544,408.27					2,544,408.27
	594,564.68					594,564.68
	472,512,501.24		87,534,955.83		87,534,955.83	472,512,501.24

:

(2).

√ □

	2,544,408.27					2,544,408.27
	2,544,408.27					2,544,408.27

(3).

√ □

□ √

□ √

(4).

□ √

√ □

	5,499,393,575.93	6,098,215,347.70	0.00	2024-2028	0.00%-8.00% 4.97%-21.47%		0.00% 25.26% 10.41%	
	238,495,936.93	277,419,900.00	0.00	2024-2028	5.07% 1.91%-2.11%		0.00% 2.77% 14.63%	
	315,978,067.24	529,248,600.00	0.00	2024-2028	0.00% 20.24%-21.44%		0.00% 24.48% 10.71%	
	566,977,432.61	625,560,300.00	0.00	2024-2028	6.5% 6.7%-7.99%		0.00% 9.38% 10.61%	
	19,305,206,070.21	20,243,609,987.79	0.00	2024-2028	0.00%-3.00% 22.33%-25.35%		0.00% 25.07% 10.93%	
	25,926,051,082.92	27,774,054,135.49	0.00	/	/	/	/	/

(5).

□ √

17

√ □

	2,079,658.49		319,947.60		1,759,710.89
	1,148,972.44		59,686.92		1,089,285.52
		31,706.60	10,283.22		21,423.38
	3,228,630.93	31,706.60	389,917.74		2,870,419.79

18 /

(1).

√ □

	180,362,562.43	29,197,555.17	178,729,510.02	32,711,920.19
	1,797,830.86	629,240.80	322,547.53	112,891.64
	800,304,737.41	165,102,946.12	856,297,928.34	187,492,972.63
	31,347,419.08	8,107,410.05	40,397,807.52	7,698,603.54
	455,099,300.00	68,264,895.00	585,062,000.00	87,759,300.00
	868,051,948.58	147,137,792.29	565,512,815.78	84,826,922.37
	1,505,571.20	376,392.80		
	2,338,469,369.56	418,816,232.23	2,226,322,609.19	400,602,610.37

(2).

√ □

	22,015,346.53	3,302,301.98	25,723,195.51	6,430,798.87
	2,748,865,915.88	603,639,411.07	2,570,676,614.09	558,531,695.00
			55,379,892.08	13,844,973.02
	2,770,881,262.41	606,941,713.05	2,651,779,701.68	578,807,466.89

(3).

□ √

(4).

√ □

21

(1).

√ □

	200,183,333.33	300,284,166.67
	932,339,505.15	624,046,478.80
	5,113,647,373.86	3,435,253,697.68
	6,246,170,212.34	4,359,584,343.15

22

√ □

N©- S16Ž) •r^ÃF ‡	YS(A'éG™)A o F&8† '') G™Ž	ÃF'9i dþ '') G™ŽÃF ‡ YS(A'å)
	15,092,120.01	16,498,549.37
	15,092,120.01	16,498,549.37

A o #˜ C O [‰N

1.62 13.68 re W* n /P <</MCID 83/Lang (en-US)>> BDC q

23

(1).

√ □

	552,827,049.02	873,262,429.08
8AÑîrÃ‡YS(A6%%0bcî $4bt1G	552,827,049.02	873,262,429.08

0.00

24

(1).

√ □

	507,422,650.32	501,721,984.89
	507,422,650.32	501,721,984.89

26

(1).

√ □

	852,257,898.88	1,899,686,888.15	2,051,861,906.32	700,082,880.71
-	1,248,891.93	107,744,107.38	107,701,805.05	1,291,194.26
		1,916,945.80	1,916,945.80	
	853,506,790.81	2,009,347,941.33	2,161,480,657.17	701,374,074.97

(2).

√ □

:

	144,165,571.42	1,569,149,286.88	1,622,970,772.07	90,344,086.23
		132,810,303.72	132,810,303.72	
	491,039.89	56,899,790.68	57,390,656.48	174.09
	491,039.89	49,311,740.17	49,802,605.97	174.09
		7,197,915.20	7,197,915.20	
		390,135.31	390,135.31	
		74,923,031.59	74,923,031.59	
	102,798,036.66	44,990,505.84	12,480,339.07	135,308,203.43
	604,803,250.91	20,913,969.44	151,286,803.39	474,430,416.96
	852,257,898.88	1,899,686,888.15	2,051,861,906.32	700,082,880.71

(3).

√ □

1	783,915.11	100,621,847.79	100,114,578.13	1,291,184.77
2	9.54	3,257,634.88	3,257,634.93	9.49
3	464,967.28	3,864,624.71	4,329,591.99	
	1,248,891.93	107,744,107.38	107,701,805.05	1,291,194.26

27

√ □

	227,020,566.35	260,328,652.14

	79,074,271.15	86,606,909.93
	55,438,627.86	32,701,586.72
	11,018,733.51	1,005,474.11
	6,597,867.82	6,448,749.42
	4,144,353.22	4,562,163.41
	3,935,556.10	5,195,607.83
	2,863,707.35	2,796,859.06
	1,909,138.22	1,860,138.15
	15,799.96	23,301.74
	624,841.57	815,499.31
	392,643,463.10	402,344,941.82

28

(1).

√ □

	35,407,183.79	
	283,400,657.00	280,853,359.33
	318,807,840.79	280,853,359.33

(2).

□ √

(3).

√ □

QIFEI LIMITED	35,407,183.79	
	35,407,183.79	

(4).

√ □

	158,714,487.02	165,268,459.58
	37,466,088.31	
	27,438,469.17	33,816,421.99
	20,352,467.90	
	9,190,660.61	8,356,159.39
	1,834,383.76	1,472,144.50
	983,435.24	982,295.24
		47,458,112.27

√ □

			%										
22	SCP005	100	1.83	2022-10-11	177	500,000,000.00	502,058,750.00		2,378,373.29		504,437,123.29		
23	SCP001	100	2.29	2023-3-22	180	500,000,000.00		499,950,684.93	5,631,147.54	49,315.07	505,631,147.54		
23	SCP002	100	2.39	2023-3-30	270	500,000,000.00		499,926,027.40	2,643,442.62	73,972.60	502,643,442.62		
23	SCP003	100	2.39	2023-4-26	180	500,000,000.00		499,950,684.93	5,877,049.18	49,315.07	505,877,049.18		
23	SCP004	100	2.15	2023-5-18	90	500,000,000.00		499,975,000.00	8,815,573.77	25,000.00	508,815,573.77		
23	SCP005	100	2.30	2023-8-14	270	500,000,000.00		500,000,000.00	4,440,277.78			504,440,277.78	
		/	/	/	/	3,000,000,000.00	502,058,750.00	2,499,802,397.26	29,785,864.18	197,602.74	2,527,404,336.40	504,440,277.78	/

31

(1).

√ □

	636,373.48	12,949,998.38
	3,545,596,545.73	3,697,619,678.45
	2,654,438,874.99	2,395,090,794.44
	960,003,299.67	1,796,497,671.04
	5,240,668,494.53	4,309,162,800.23

1.20%-3.05% 2.40%-5.308%

5.70%

32

(1).

√ □

21	GN001	512,831,527.92	512,614,861.20
21	01	200,453,555.56	200,453,555.56
22	01	820,111,333.33	819,631,333.33
		733,476,416.81	33,313,916.61
		799,920,000.00	1,499,385,833.48

(2).

√ □

P5x (

33

√ □

	2,572,828.46	3,341,372.15
	20,731,662.45	
	9,556,300.82	158,781.11
	13,748,190.09	3,182,591.04

34

√ □

	144,750,246.56	105,115,645.88	-1,115,667.48			85,525,621.75	20,705,691.61	230,275,868.31
	-1,115,667.48	-322,872.00	-1,115,667.48			792,795.48		-322,872.00
	145,865,914.04	105,438,517.88				84,732,826.27	20,705,691.61	230,598,740.31
	144,750,246.56	105,115,645.88	-1,115,667.48			85,525,621.75	20,705,691.61	230,275,868.31

39

√ □

	1,078,400,743.11	176,600,604.02		1,255,001,347.13
	1,078,400,743.11	176,600,604.02		1,255,001,347.13

40

√ □

	19,176,402,269.70	14,708,775,845.87
+		
	19,176,402,269.70	14,708,775,845.87
	3,044,441,957.13	6,610,015,911.86
	176,600,604.02	220,883,858.59
	2,085,634,235.28	1,921,505,629.44
	19,958,609,387.53	19,176,402,269.70

41

(1).

√ □

	14,559,450,169.78			

	7,250,168.92	6,813,184.27
	7,093,989.83	8,042,172.56
	4,883,409.30	4,411,082.82
	4,549,499.76	1,292,126.27
	4,075,990.42	2,746,134.21
	3,826,689.39	2,762,712.21
	2,532,941.49	6,300,796.07
	1,272,532.53	1,282,194.11
	923,075.02	701,379.70
	59,686.92	51,431.85
	26,341,495.45	34,899,714.97
	702,853,064.50	685,129,891.19

45

√ □

	159,761,761.75	139,591,979.56
	271,563,857.11	359,656,569.05
	60,452,117.67	54,163,521.45
	27,587,630.86	23,634,428.65
	519,365,367.39	577,046,498.71

46

√ □

	383,531,878.60	409,933,125.19
	-143,312,392.11	-126,677,531.33
	-21,470,810.28	-27,501,906.06
	12,787,371.68	10,126,779.14
	231,536,047.89	265,880,466.94

47

√ □

	115,783,800.00	68,661,000.00
	110,972,646.83	138,693,416.04
	63,749,205.56	47,508,941.02
	29,662,613.40	
	2,110,199.41	21,222,361.29
	322,278,465.20	276,085,718.35

48

√ □

	186,788,443.96	21,741,351.59
	35,441,710.10	65,763,120.23
	155,819.12	
	-13,124,596.46	-133,110,946.84
		13,239,361.27
	209,261,376.72	-32,367,113.75

17,941.15

2023 1-6 -2,035.25

“ 10 ”

49

√ □

	-298,978.68	-2,487,929.73
	14,095,937.30	-16,125,744.45
	14,095,937.30	-16,125,744.45
	13,796,958.62	-18,613,674.18

50

√ □

	-56,452.65	
	-14,271,371.18	27,797,351.87
	-3,114,431.79	837,194.94
	-17,442,255.62	28,634,546.81

51

√ □

	-4,781,411.70	-34,796,551.15
	-4,781,411.70	-34,796,551.15

52

√ □

	935,050,584.53	2,573,074,377.00
	935,050,584.53	2,573,074,377.00

53

√ □

	15,404,161.64	1,155,094.42	15,404,161.64
	4,576,608.66	4,270,266.96	4,576,608.66
	835,213.35	4,816,890.94	835,213.35
	6,000,278.00	6,532,197.24	6,000,278.00
	26,816,261.65	16,774,449.56	26,816,261.65

54

√ □

	84,127,641.69	59,838,219.27	84,127,641.69
	84,127,641.69	59,838,219.27	84,127,641.69
	1,967,046.30	777,577.12	1,967,046.30
	6,085,106.49	6,873,514.56	6,085,106.49
	2,721,673.40	34,363,102.36	2,721,673.40
	94,901,467.88	101,852,413.31	94,901,467.88

55

(1).

√ □

	550,840,649.92	1,296,548,043.27
	-373,159.95	-77,693,571.65
	550,467,489.97	1,218,854,471.62

(2).

√ □

	3,707,778,664.02
/	926,944,666.01
	-288,289,385.82
	-42,192,512.81
	-8,185,291.99
	1,533,365.29
	-2,355,349.78
	-4,539,165.16
	2,489,599.42
	-34,938,435.19
	550,467,489.97

56

√ □

“ 38 ”

57

(1).

√ □

	197,060,376.63	83,427,437.01
	11,412,100.01	15,619,355.14
	107,073,677.24	114,971,946.99
	566,502,846.24	523,064,577.3

√ □

	34,729,083.08	143,784,131.69
	34,729,083.08	143,784,131.69

(3).

√ □

	7,540,000,000.00	4,610,000,000.00
	7,540,000,000.00	4,610,000,000.00

	17,442,255.62	-28,634,546.81
	2,016,627,786.25	1,694,727,918.65
	10,308,313.89	308,104.63
	43,024,689.95	38,409,435.11
	389,917.74	415,268.33
“ ”	-935,050,584.53	-2,573,074,377.00
“ ”	84,127,641.69	59,838,219.27
“ ”	-13,796,958.62	18,613,674.18
“ ”	325,822,353.45	382,431,219.13
“ ”	-209,261,376.72	32,367,113.75
“ ”	-18,213,621.86	-115,928,529.09
“ ”	28,134,246.16	81,560,916.61
“ ”	-405,609,140.60	-1,964,704,443.24
“ ”	-589,426,148.02	3,519,071,886.79
“ ”	-2,649,389,106.80	-3,876,432,441.59
	867,222,853.35	4,124,060,977.31
2		
3		
	3,126,268,154.16	2,629,776,717.00
	2,629,776,717.00	2,226,733,459.49
	496,491,437.16	403,043,257.51

(2).

√ □

	90,402,700.00
	90,402,700.00
	82,446,951.72
	82,446,951.72
	7,955,748.28

(3).

√ □

	3,126,268,154.16	2,629,776,717.00
	125,322.04	90,947.86
	3,124,892,986.03	2,628,406,207.10

	1,249,846.09	1,279,562.04
	3,126,268,154.16	2,629,776,717.00

59

(1).

√ □

	-	-	865,969,224.31
	73,097,683.45	7.0827	517,728,962.57
	1,007,767.35	0.9062	913,238.77
	497,702,446.22	0.0502	24,984,662.80
	23,058,893.18	7.8592	181,224,453.26
	749,047.50	5.3673	4,020,362.65
	497,393,990.87	0.2290	113,903,223.91
	1,866,135,945.45	0.0055	10,263,747.70
	94,310,457.58	0.0851	8,025,819.94
	5,525,991.46	0.3819	2,110,376.14
	1,914,481.07	1.4596	2,794,376.57
	-	-	884,806,078.82
	72,916,719.32	7.0827	516,447,247.93
	41,500,172.00	0.9062	37,607,455.87
	152,084,033.07	0.0502	7,634,618.46
	27,125,246.17	7.8592	213,182,734.70
	6,037,327,000.00	0.0055	33,205,298.50
	3,219,605.52	5.3673	17,280,588.71
	378,341,866.75	0.0851	32,196,892.86
	10,965,351.27	0.3819	4,187,667.65
	39,631,025.24	0.2290	9,075,504.78
	9,583,495.04	1.4596	13,988,069.36
	-	-	17,657,095.09
	1,111,917.47	7.8592	8,738,781.78
	1,621,511,510.91	0.0055	8,918,313.31
	-	-	77,200,477.96
	6,428,311.44	7.0827	45,529,801.44
	489,774.82	0.9062	443,833.94
	11,860,568.73	0.0502	595,400.55
	301,129.98	7.8592	2,366,640.74
	63,723,447.27	0.0055	350,478.96
	3,754,987.66	0.0851	319,549.45
	71,355.43	0.3819	27,250.64
	103,783,637.55	0.2290	23,766,453.00
	2,604,185.56	1.4596	3,801,069.24
	-	-	465,200,309.63

	2,270,259.35	7.0827	16,079,565.88
	57,145,860.11	7.8592	449,120,743.75
	-	-	117,364,842.39
	7,793,530.96	7.0827	55,199,241.73
	12,521,090.04	0.0502	628,558.72
	3,028,579.73	7.8592	23,802,213.79
	325,924,170.91	0.0055	1,792,582.94
	136,413.08	5.3673	732,169.92
	61,256,757.95	0.2290	14,027,797.57
	158,309.52	0.0851	13,472.14
	52,454,308.25	0.3819	20,032,300.32
	778,641.59	1.4596	1,136,505.26
	-	-	84,772,937.52
	1,222,424.46	7.0827	8,658,065.74
	26,436,718.00	0.9062	23,956,953.85
	1,722,574.90	0.0502	86,473.26
	640,685.49	7.8592	5,035,275.44
	2,352.53	5.3673	12,626.73
	88,376,594.55	0.0055	486,071.27
	188,980,643.14	0.2290	43,276,567.28
	2,237,000.00	0.3819	854,310.30
	1,648,803.54	1.4596	2,406,593.65

(2).

√ □

60

(1)

√ □

√ □

59,489,802.99

□ √

68,057,707.28( )

(2)

√ □

	6,250,275.80	
	6,250,275.80	

√ □

	2,182,433.30	2,611,764.44
		2,182,433.30

(1).

√ □

	159,761,761.75	139,591,979.56
	271,563,857.11	359,656,569.05
	60,452,117.67	54,163,521.45
	27,587,630.86	23,634,428.65
	519,365,367.39	577,046,498.71
	519,365,367.39	577,046,498.71

1

□ √

2

□ √

3

□ √

4

√ □

: :

			%				%						
	2023 3	90,402,700.00	100.00			6,867,423.66	0.00	0.00	0.00	0.00		

√ □

2023 1 2023 100%

100%

“ <2022> 84117 ”

2023 2 100%

100% 9,040.27

5

√ □

1

	2023 1	500,116,557.65	116,557.65
	2023 1	250,006,218.05	6,218.05
	2023 3	301,564,783.70	1,564,783.70

2

	2023 3

2023

1

(1).

√ □

: :

					(%)		
		525,531.3048			100.00		
		109,100.00				100.00	
		1,500.00				100.00	
		133,990.074408				100.00	
		2,400.36					

a4N

/

		135.00				100.00	
		146,780.48				75.01	
		50.00				100.00	
		780.00				60.00	
		37.88				99.99	

(2).

√ □

: :

	30.00%	18,986,675.62		421,172,567.13
	24.99%	84,984,288.58	35,886,804.54	831,674,699.12

□ √

(3).

√ □

: :

	48,917.41	232,207.91	281,125.32	129,626.55	11,107.92	140,734.47	55,933.15	240,036.33	295,969.48	147,994.45	16,172.20	164,166.65

2

□ √

3

√ □

(1).

√ □

				(%)		
				20.01		
				32.04		

(2).

√ □

	/	/
	9,718,291,306.65	4,008,264,943.34
	4,844,909,249.20	2,349,695,417.39
	14,563,200,555.85	6,357,960,360.73
	8,096,566,439.26	2,361,936,896.75
	845,810,808.17	184,162,274.42
	8,942,377,247.43	2,546,099,171.17
	136,682,827.20	108,177,027.82
	5,484,140,481.22	3,703,684,161.74
	1,097,376,510.29	1,186,660,405.42
	355,327,580.02	36,599,384.73
--		
--		
--	355,327,580.02	36,599,384.73
	1,452,704,090.31	1,223,259,790.15
	5,521,514,274.38	3,813,759,579.24
	246,386,884.31	208,479,388.83
	-1,613,553.23	
	244,773,331.08	208,479,388.83
		32,516,818.62

2023 6 2023

“ 10 ”

(3).

√ □

	/	/
	199,017,959.75	195,731,797.30
--	6,492,162.45	4,268,511.58
--		
--	6,492,162.45	4,268,511.58

1

√ □

							/
1	3,285,418.71			297,290.99		2,988,127.72	
36 2	56,875,000.00			7,500,000.00		49,375,000.00	
3	10,029,493.27			1,383,378.36		8,646,114.91	
4	14,226,000.00			1,422,600.00		12,803,400.00	
9.6 5	55,742,550.29			4,396,645.09	928,474.58	52,274,379.78	
6	26,166,666.26	4,000,000.00		2,777,778.01		27,388,888.25	
7	411,496,837.92	18,120,000.00		37,450,295.67		392,166,542.25	
8	9,432,451.25	4,677,000.00		1,183,828.81		12,925,622.44	
3 9	46,584,305.55			4,021,666.68		42,562,638.87	
10	9,652,777.75			833,333.40		8,819,444.35	

11

1 2012

[2012]101

2012

700.00

2 2016 2025

[2016]80

36 2016 2020

4,500.00

3 2017 2025

[2017]32

2017 870.00

2020 [2020]118

2020 609.00

4 2018

[2018]41

2018 2022 855.00 935

5

2016 5 28 9.6

JS304 2018 2019

2,990.67 3,896.98

6

4 90% 10%

2019 8,000.00 800.00

2020 8,000.00 800.00 2021

8,000.00 800.00 2022

8,000.00 800.00 2023

4,000.00 400.00

7

490.00 2021

2,734.00 2022 1,683.00

2023 1,812.00

2021 20,000.00 2022 [illegible]000.00

8

2019 296

2021 [illegible] 2023 467.70

[illegible]

[illegible]

2023 16,930.00 2023

12 31

14.

2

√ □

	63,749,205.56	47,508,941.02
	258,529,259.64	228,576,777.33
	322,278,465.20	276,085,718.35

1

√ □

“ ”

1

2023 12 31

63.87% 2022 12 31 48.69%

3

2

“

4 ”

“

4 7 ”

3

2023 12 31

	1 1	1-3 3	3-5 5	5	
( )	6,246,170,212.34				6,246,170,212.34
	15,092,120.01				15,092,120.01
	552,827,049.02				552,827,049.02
	2,828,440,118.66				2,828,440,118.66
	318,807,840.79				318,807,840.79

[redacted]

[redacted]

2

√ □

“ 1 ”

3

□ √

4

√ □

QUARTZ LOGISTICS INC.	
ZHENSHI GROUP HUAMEI EGYPT FOR NEW COMPOSITE MATERIAL INDUSTRY S.A.E	

Chengdu Design & Research Institute of Building Materials Industry Co, Ltd Hail Branch	
HENGSHI EGYPT FIBERGLASS FABRICS S.A.E	
HENGSHI USA COMPANY LIMITED	
TURKIZ COMPOSITE MATERIALS TECHNOLOGY UR	
HM SureRock Inc.	

Hengshi USA Wind Power Materials Corporation	
ZHENSHI SPAIN NEW MATERIALS S.L.	
HENGSHI HONG KONG COMPANY LIMITED	
( )	

5

(1).

/

√ □

		609,109,484.28	844,328,366.07
		166,121,544.61	142,249,764.80
		113,002,796.79	155,825,390.62
QUARTZ LOGISTICS INC.		83,399,725.47	87,992,429.22
		62,909,292.03	3,784,403.67
		18,965,576.32	14,624,416.44
		18,584,070.81	19,967,256.63
		11,120,565.24	10,530,378.91
		5,041,761.58	2,913,477.18
		4,386,723.39	5,082,295.96
		4,377,358.50	593,094.36
		4,309,768.99	3,355,400.05
		3,063,617.39	1,596,458.32
		3,045,929.16	4,107,477.89
		2,594,339.62	
HENGSHI HONG KONG COMPANY LIMITED		2,379,036.67	
HENGSHI EGYPT FIBERGLASS FABRICS S.A.E		1,871,020.25	
		1,464,884.66	2,110,308.49
		919,312.38	258,908.83
		371,681.42	
		146,268.87	85,179.24
		139,622.64	344,547.16
		133,334.51	902.65
		93,512.50	24,665.00
ZHENSHI GROUP HUAMEI EGYPT FOR NEW COMPOSITE MATERIAL INDUSTRY S.A.E		69,506.83	
		3,773.58	
		3,584.91	
		3,396.22	
		2,358.49	
			64,269.00

			2,043,210.95

/

√ □

		702,984,912.35	
		477,001,298.70	12,792,784.59
		264,616,310.50	1,296,146,377.65
		166,487,022.80	378,650,265.74
		112,127,167.84	172,021,960.68
TURKIZ COMPOSITE MATERIALS TECHNOLOGY UR		86,743,649.25	99,457,509.80
HENGSHI EGYPT FIBERGLASS FABRICS S.A.E		58,720,692.52	175,841,312.47
		34,721,848.23	60,417,364.14
		29,048,582.84	20,372,417.02
		27,973,515.95	
		27,141,924.20	228,746.90
		26,973,706.98	2,395,277.71
ZHENSHI GROUP HUAMEI EGYPT FOR NEW COMPOSITE MATERIAL INDUSTRY S.A.E		24,761,347.09	34,807,368.07
Chengdu Design & Research Institute of Building Materials Industry Co, Ltd Hail Branch		19,033,761.36	
		16,747,679.69	64,515,124.85
		8,189,250.16	
		8,134,768.50	21,632,064.92
		7,635,872.71	8,527,876.70
		5,975,757.17	13,985,885.60
		4,777,515.71	
		4,376,991.15	
		4,212,464.84	2,086,884.33
		3,908,916.15	9,541,097.34
		1,223,167.97	
		907,741.45	
		839,991.14	1,100,876.12
		668,634.96	355,008.85
		643,840.69	666,911.51
		568,341.79	632,422.15
		479,522.10	1,635,884.99
		473,000.00	606,265.49
( )		471,173.27	
		469,787.60	1,363,123.90
ZHENSHI GROUP HUAMEI EGYPT FOR NEW COMPOSITE MATERIAL INDUSTRY S.A.E		461,002.62	110,279.81
		452,362.83	182,619.46
		452,168.13	
		374,296.61	
		328,637.17	405,890.18

		270,132.75	
ZHENSHI SPAIN NEW MATERIALS S.L.		222,250.30	
		179,601.77	
QUARTZ LOGISTICS INC.		168,464.85	
		162,534.02	
		155,189.40	152,188.47
		127,035.40	24,141.59

		1,104,924.78	724,844.04
Hengshi USA Wind Power Materials Corporation		1,071,566.68	2,029,552.01
		366,513.77	371,559.62
QUARTZ LOGISTICS INC.		254,008.80	243,262.80
		234,451.38	213,137.61
HENGSHI EGYPT FIBERGLASS FABRICS S.A.E		56,240.86	158,401.85
		47,272.31	60,610.14
ZHENSHI GROUP HUAMEI EGYPT FOR NEW COMPOSITE MATERIAL INDUSTRY S.A.E		42,882.75	118,768.80
		35,293.15	13,285.71
		20,557.54	
		7,798.17	
		4,528.30	1,087.22
		4,128.44	

√ □

		2,284,856.20				2,284,856.20					
		867,962.84	250,414.17			867,962.84	250,414.17				
Hengshi USA Wind Power Materials Corporation			454,073.53				454,073.53				
HM SureRock Inc.			14,595.77				14,595.77				

□ √

(3).

□ √

□ √

(4).

√ □

	10,000,000.00	2023/8/31	2024/2/29	2.40%

2023 8 31 10,000,000.00

2.40% 2023 82,000.00

(5).

√ □

		90,402,700.00	
		1,403,724,946.76	
		305,444,477.00	

1 2023 1 2023

100%

“ 4 ”

2 2023 6 2023

“ 10 ”

“

48 ”

(6).

□ √

6

(1).

√ □

: :

		18,541,520.73	37,083.04		
		12,348,180.34	24,696.36	23,190,491.91	
	TURKIZ COMPOSITE MATERIALS TECHNOLOGY UR	3,521,204.18	3,521.20	8,491,504.92	8,491.50
		1,423,148.20	2,846.30	189,924.90	
		993,288.71	1,986.58		
	HENGSHI EGYPT FIBERGLASS FABRICS S.A.E	944,695.55	16,059.82	232,291.97	2,787.50
		714,573.66	1,429.15	9,889.18	118.67
	Hengshi USA Wind Power Materials Corporation	632,467.26	85,977.68		
		271,654.26	543.31	59,515.64	
	ZHENSHI SPAIN NEW MATERIALS S.L.	225,132.05	3,827.24		
		192,810.83	385.62		
		93,678.00	187.36		
		35,420.00	70.84		
	HENGSHI USA COMPANY LIMITED	30,494.64	7,623.66	29,986.15	
		4,826.90	9.65		
		4,248.70		27,862.51	

			26,000.00	
			1,740.00	
			1,291.84	
				2,500,000.00
				855,970.00
				800,000.00
				2,765,565.00
	HM Surerock Inc.			255,322.24
				8,774.50
			83,184,296.97	42,626,647.79
			71,991,650.51	
	HENGSHI EGYPT FIBERGLASS FABRICS S.A.E		60,359,042.08	11,272,726.75
	TURKIZ COMPOSITE MATERIALS TECHNOLOGY UR		29,029,071.08	19,602,441.49
			6,303,886.41	102,125,199.71
	ZHENSHI GROUP HUAMEI EGYPT FOR NEW COMPOSITE MATERIAL INDUSTRY S.A.E		2,267,723.94	13,843,127.50
			1,635,882.93	1,635,882.93
			1,046,820.20	384,165.80
			133,290.00	
			96,140.00	
			25,300.00	
				2,753,704.35
				476,136.20
				138,527,771.40
				8,379,168.79
				1,299,526.32
				687.00

2

(1).

□ √

(2).

√ □

2023 12 31

□ √

√ □

	1,100,862,600.20
	1,100,862,600.20

1

(1).

√ □

2023 6 42.64% “

10 ”

179,411,541.13

2

√ □

2019 12 10

2020 1 1

1

2

2%

8%

8%

5 5

3

4

1

(1).

√ □

1		
1		
1	1,038,631,288.26	6,231,704,977.28
1	1,038,631,288.26	6,231,704,977.28
1 2	1,014,137.54	30,437,560.39
2 3	24,731,564.73	454,519.78
3 4	446,947.78	547,761.63
4 5	547,761.63	66,413.00
5	36,546,369.95	37,065,888.66
	1,101,918,069.89	6,300,277,120.74

2023 12 31 63,327,918.82

(2).

√ □

		(%)		(%)			(%)		(%)	
	403,000,153.53	36.57	59,747,500.00	14.83	343,252,653.53	5,656,252,882.99	89.78	59,863,823.97	1.06	5,596,389,059.02
	698,917,916.36	63.43	3,580,418.82	0.51	695,337,497.54	644,024,237.75	10.22	2,548,843.76	0.40	641,475,393.99
	698,917,916.36	63.43	3,580,418.82	0.51	695,337,497.54	644,024,237.75	10.22	2,548,843.76	0.40	641,475,393.99
	1,101,918,069.89	/	63,327,918.82	/	1,038,590,151.07	6,300,277,120.74	/	62,412,667.73	/	6,237,864,453.01

□ √

(5).

√ □

				%	
	270,410,424.08		270,410,424.08	24.54	
9	36,545,901.78		36,545,901.78	3.32	73,091.80
10	36,417,501.68		36,417,501.68	3.30	72,835.00
	34,986,072.49		34,986,072.49	3.18	
1	33,719,892.02		33,719,892.02	3.06	33,719,892.02
	412,079,792.05		412,079,792.05	37.40	33,865,818.82

(5).

□ √

(6).

√ □

		(%)			
	4,525,000,000.00	80.41		1	
	800,000,000.00	14.22		1	
	300,000,000.00	5.33		1	
	2,106,534.50	0.04		1	
17	28,000.00	0.00		1	
	5,627,134,534.50	100.00	/	/	

3

√ □

	10,215,360,405.59		10,215,360,405.59	10,136,366,917.18		10,136,366,917.18
	1,605,851,740.93		1,605,851,740.93	1,376,795,598.75		1,376,795,598.75
	11,821,212,146.52		11,821,212,146.52	11,513,162,515.93		11,513,162,515.93

(1).

√ □

	8,995,170,009.39			8,995,170,009.39		
	90,360,758.31		90,360,758.31			
	935,842,075.00			935,842,075.00		
	114,994,074.48		80,645,753.28	34,348,321.20		
		250,000,000.00		250,000,000.00		
	10,136,366,917.18	250,000,000.00	171,006,511.59	10,215,360,405.59		

(2).

√ □

	49,226,548.80			-178,874.13						49,047,674.67	
	104,309,259.80			996,716.15			1,206,000.00			104,099,975.95	
	1,223,259,790.15	305,444,477.00	1,027,751,799.25	-20,352,467.90			480,600,000.00				
		1,403,724,946.76		49,302,015.55	-322,872.00					1,452,704,090.31	
	1,376,795,598.75	1,709,169,423.76	1,027,751,799.25	29,767,389.67	-322,872.00		481,806,000.00			1,605,851,740.93	
	1,376,795,598.75	1,709,169,423.76	1,027,751,799.25	29,767,389.67	-322,872.00		481,806,000.00			1,605,851,740.93	

/

4

(1).

√ □

	13,937,078,438.30	13,594,774,152.74	15,713,090,069.25	15,346,107,199.26
	82,294,662.30	76,251,083.16	25,139,875.87	18,399,664.92
	14,019,373,100.60	13,671,025,235.90	15,738,229,945.12	15,364,506,864.18

5

√ □

	1,600,000,000.00	2,100,000,000.00
	29,767,389.67	62,253,415.10
	179,453,482.82	
		73,884.27
		-12,900,000.00
	155,819.12	
	1,809,376,691.61	2,149,427,299.37

17,941.15 “ 10 ”

1

√ □

	858,299,845.67	
	258,529,259.64	
	828,181.28	
	42,238,714.87	
	8,264,183.49	
	179,411,541.13	
	16,042,435.46	
	205,770,851.83	
	11,334,067.41	
	1,146,509,242.30	

1 ——

1

——

□ √

2

√ □

	%		
	10.91	0.7605	0.7605
	6.80	0.4741	0.4741

3

□ √

4

□ √

2024 3 18

□ √